



Township of Southgate



POLICE SERVICE BOARD
SEPTEMBER 15TH, 2020



Detachment Commander's Update



Detachment Commander's Message

Hello:

I am pleased to present the Southgate Police Service Board report. Once again Southgate is a community oriented safe place to live and work.

The Ontario Provincial Police is committed to safe communities and our efforts are reflected in this report.

I look forward to further discussions on this report at the next meeting.

Thanks and take care,

Paul Chambers
A/Inspector, Detachment Commander
Grey Bruce
Ontario Provincial Police

Statistical Analysis

Statistical information related to Criminal Code and Provincial Offences charges is contained within the Integrated Court Office Network (ICON). Due to a variety of data processing delay issues, accurate and reliable information is only available by analyzing data from 2 months or more prior to the report run date.

TRAINING:

Training is ongoing.

MEDIA RELATIONS REPORT:

Month	No. of Releases	Educational Releases
June	45	<ul style="list-style-type: none">• Impaired Driver Involved in Motor Vehicle Collision• Person Charged for Damaging Golf Cart• Grey Bruce OPP Welcome 4 New Recruit Officers
July	38	<ul style="list-style-type: none">• Break and Enter Suspect Caught in the Act in Dundalk• Traffic Stop Results in Multiple Charges• Canada Day Long Weekend Traffic Initiative

COMMUNITY SERVICE REPORT:

- Due to the worldwide pandemic resulting from the Coronavirus, all schools in Grey and Bruce counties are closed until further notice.

DETACHMENT INITIATIVES:

Ongoing traffic initiatives targeting problem areas such as speeding, seat belt use, and distracting driving.

AUXILIARY UNIT:

<u>Unit Hours</u>	<u>June</u>	<u>July</u>
Administration	9.00	5.00
Community Policing	0.00	0.00
Court	0.00	0.00
Major Event	0.00	0.00
Patrol	0.00	0.00
Training	0.00	0.00
TOTALS	9.00	5.00

ACTION PLAN (Grey Bruce Detachment):

R.I.D.E. Hours

2020 – YTD:	12.25
June:	1.75
July:	2.00

Foot Patrol Hours

2020 – YTD:	65.00
June:	7.25
July:	7.00

Arrests – Impaired by Drugs

2020 – YTD:	3.00
June:	1.00
July:	0.00

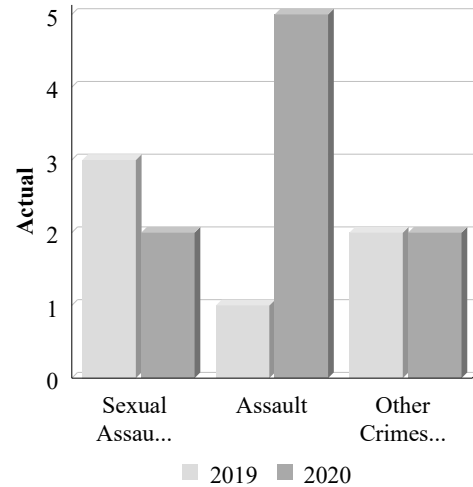
COVID-19 Related Occurrences

2020 – YTD:	48
June:	0
July:	0

Police Services Board Report for Township of Southgate
Records Management System
June to July - 2020

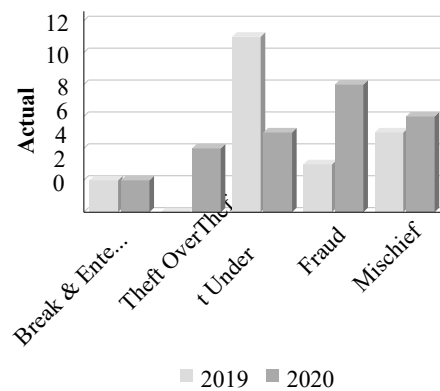
Violent Crime

Actual	June to July			Year to Date - July		
	2019	2020	% Change	2019	2020	% Change
Murder	0	0	--	0	0	--
Other Offences Causing Death	0	0	--	0	0	--
Attempted Murder	0	0	--	0	0	--
Sexual Assault	3	2	-33.3%	6	4	-33.3%
Assault	1	5	400.0%	10	14	40.0%
Abduction	0	0	--	0	0	--
Robbery	0	0	--	1	0	-100.0%
Other Crimes Against a Person	2	2	0.0%	12	6	-50.0%
Total	6	9	50.0%	29	24	-17.2%



Property Crime

Actual	June to July			Year to Date - July		
	2019	2020	% Change	2019	2020	% Change
Arson	0	0	--	0	0	--
Break & Enter	2	2	0.0%	9	13	44.4%
Theft Over	0	4	--	5	15	200.0%
Theft Under	11	5	-54.5%	19	16	-15.8%
Have Stolen Goods	0	0	--	2	0	-100.0%
Fraud	3	8	166.7%	8	21	162.5%
Mischief	5	6	20.0%	9	19	111.1%
Total	21	25	19.0%	52	84	61.5%



Drug Crime

Actual	June to July			Year to Date - July		
	2019	2020	% Change	2019	2020	% Change
Possession	0	0	--	0	1	--
Trafficking	0	0	--	0	2	--
Importation and Production	0	0	--	0	0	--
Total	0	0	--	0	3	--



Detachment: 6L - GREY BRUCE

Location code(s): 6L10 - MARKDALE

Area code(s): 6083 - Dundalk, 6085 - Egremont, 6098 - Proton

Data source date:

Report Generated by: 2020/08/15

Girdler, Brad

Report Generated on:

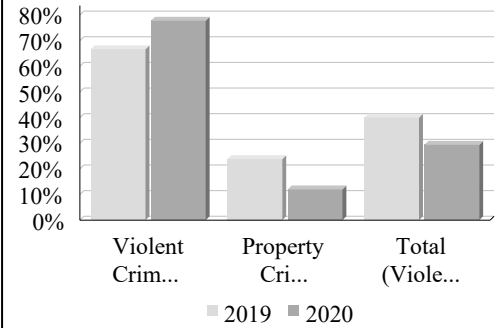
17-Aug-20 1:06:11 PM

PP-CSC-Operational Planning-4300

Police Services Board Report for Township of Southgate
Records Management System
June to July - 2020

Clearance Rate

Clearance Rate	June to July			Year to Date - July		
	2019	2020	Difference	2019	2020	Difference
Violent Crime	66.7%	77.8%	11.1%	75.9%	62.5%	-13.4%
Property Crime	23.8%	12.0%	-11.8%	19.2%	17.9%	-1.4%
Drug Crime	--	--	--	--	0.0%	--
Total (Violent, Property & Drug)	40.0%	29.4%	-10.6%	44.9%	27.7%	-17.3%



Data contained within this report is dynamic in nature and numbers will change over time as the Ontario Provincial Police continue to investigate and solve crime.

Data Utilized

- Major Crimes
- Niche RMS All Offence Level Business Intelligence Cube

Detachment: 6L - GREY BRUCE

Location code(s): 6L10 - MARKDALE

Area code(s): 6083 - Dundalk, 6085 - Egremont, 6098 - Proton **Data**

source date:

Report Generated by: 2020/08/15

Girdler, Brad

Report Generated on:

17-Aug-20 1:06:11 PM

PP-CSC-Operational Planning-4300



Calls For Service (CFS) Billing Summary Report

Township of Southgate June to July - 2020

Billing Categories <i>(Billing categories below do not match traditional crime groupings)</i>		2020				2019			
		June to July	Year to Date	Time Standard	Year To Date Weighted Hours	June to July	Year to Date	Time Standard	Year To Date Weighted Hours
Violent Criminal Code	Sexual Assault With a Weapon	1	1	15.9	15.9	0	0		0.0
	Sexual Assault	1	3	15.9	47.7	3	6	15.9	95.4
	Assault With Weapon or Causing Bodily Harm-Level 2	1	1	15.9	15.9	0	2	15.9	31.8
	Assault-Level 1	6	14	15.9	222.6	2	13	15.9	206.7
	Assault Peace Officer	0	1	15.9	15.9	0	0		0.0
	Robbery - Other	0	0		0.0	0	1	15.9	15.9
	Extortion	1	2	15.9	31.8	0	1	15.9	15.9
	Criminal Harassment	0	1	15.9	15.9	3	4	15.9	63.6
	Indecent/Harassing Communications	0	2	15.9	31.8	1	3	15.9	47.7
	Utter Threats to Person	2	4	15.9	63.6	2	9	15.9	143.1
	Total	12	29	15.9	461.1	11	39	15.9	620.1
Property Crime Violations	Arson - Building	0	1	6.8	6.8	0	0		0.0
	Break & Enter	2	17	6.8	115.6	2	8	6.8	54.4
	Break & Enter - Firearms	0	0		0.0	0	1	6.8	6.8
	Theft Over -master code	0	1	6.8	6.8	0	0		0.0
	Theft Over - Trailers	1	1	6.8	6.8	0	0		0.0
	Theft Over - Other Theft	0	2	6.8	13.6	0	0		0.0
	Theft of - Mail	1	1	6.8	6.8	0	0		0.0
	Theft of Motor Vehicle	0	7	6.8	47.6	0	1	6.8	6.8
	Theft of - Automobile	2	3	6.8	20.4	0	0		0.0
	Theft of - Trucks	0	1	6.8	6.8	0	2	6.8	13.6
	Theft of - Snow Vehicles	0	1	6.8	6.8	1	2	6.8	13.6
	Theft of - Construction Vehicles	0	0		0.0	0	1	6.8	6.8
	Theft Under -master code	0	0		0.0	0	1	6.8	6.8
	Theft under - Farm Agricultural Livestock	0	1	6.8	6.8	0	0		0.0
	Theft Under - Construction Site	0	2	6.8	13.6	0	0		0.0
	Theft under - Bicycles	0	0		0.0	2	2	6.8	13.6
	Theft under - Persons	0	0		0.0	1	1	6.8	6.8
	Theft under - Trailers	0	0		0.0	1	1	6.8	6.8
	Theft under - Other Theft	2	6	6.8	40.8	5	6	6.8	40.8
	Theft Under - Gasoline Drive-off	2	6	6.8	40.8	7	19	6.8	129.2
	Theft FROM Motor Vehicle Under \$5,000	0	5	6.8	34.0	2	3	6.8	20.4
	Theft Under \$5,000 [SHOPLIFTING]	1	1	6.8	6.8	1	1	6.8	6.8



Calls For Service (CFS) Billing Summary Report

Township of Southgate June to July - 2020

Billing Categories <i>(Billing categories below do not match traditional crime groupings)</i>		2020				2019			
		June to July	Year to Date	Time Standard	Year To Date Weighted Hours	June to July	Year to Date	Time Standard	Year To Date Weighted Hours
Property Crime Violations	Possession of Stolen Goods over \$5,000	0	0		0.0	0	2	6.8	13.6
	Fraud -Master code	0	2	6.8	13.6	0	0		0.0
	Fraud - False Pretence <= \$5,000	2	4	6.8	27.2	0	1	6.8	6.8
	Fraud - Fraud through mails	0	1	6.8	6.8	0	0		0.0
	Fraud -Money/property/ security > \$5,000	0	1	6.8	6.8	1	3	6.8	20.4
	Fraud -Money/property/ security <= \$5,000	3	6	6.8	40.8	2	4	6.8	27.2
	Fraud - Other	2	8	6.8	54.4	1	4	6.8	27.2
	Identity Fraud	1	2	6.8	13.6	0	0		0.0
	Mischief - master code	6	15	6.8	102.0	5	9	6.8	61.2
	Mischief [Graffiti - Non Gang Related]	0	1	6.8	6.8	0	0		0.0
	Interfere with lawful use, enjoyment of property	0	2	6.8	13.6	0	0		0.0
	Property Damage	0	1	6.8	6.8	2	2	6.8	13.6
	Total	25	99	6.8	673.2	33	74	6.8	503.2
Other Criminal Code Violations (Excluding traffic)	Offensive Weapons-Possession of Weapons	0	1	7.9	7.9	1	2	7.9	15.8
	Offensive Weapons-Other Offensive Weapons	1	1	7.9	7.9	0	0		0.0
	Bail Violations - Fail To Comply	3	9	7.9	71.1	0	5	7.9	39.5
	Possession Of Counterfeit Money	0	0		0.0	0	1	7.9	7.9
	Disturb the Peace	0	3	7.9	23.7	2	3	7.9	23.7
	Indecent acts -Other	0	1	7.9	7.9	0	0		0.0
	Nudity -public/private property	0	0		0.0	0	1	7.9	7.9
	Child Pornography -Print/publish child pornography	0	1	7.9	7.9	0	0		0.0
	Public Morals	0	0		0.0	1	1	7.9	7.9
	Obstruct Public Peace Officer	0	0		0.0	1	1	7.9	7.9
	Breach of Probation	1	2	7.9	15.8	1	4	7.9	31.6
	Offensive Weapons-Careless use of firearms	1	1	7.9	7.9	0	0		0.0
	Disturb religious meeting	0	1	7.9	7.9	0	0		0.0
	Libel - Defamatory	0	0		0.0	0	1	7.9	7.9
	Total	6	20	7.9	158.0	6	19	7.9	150.1
Drug Possession	Possession Other Controlled Drugs and Substance Act	0	1	6.4	6.4	0	0		0.0



Calls For Service (CFS) Billing Summary Report

Township of Southgate June to July - 2020

Billing Categories <i>(Billing categories below do not match traditional crime groupings)</i>		2020				2019			
		June to July	Year to Date	Time Standard	Year To Date Weighted Hours	June to July	Year to Date	Time Standard	Year To Date Weighted Hours
Drug Possession	Drug related occurrence	0	1	6.4	6.4	1	3	6.4	19.2
	Total	0	2	6.4	12.8	1	3	6.4	19.2
Drugs	Trafficking Cocaine	0	2	37.0	74.0	0	0		0.0
	Total	0	2	37.0	74.0	0	0		0.0
Statutes & Acts	Landlord/Tenant	1	6	3.3	19.8	3	12	3.3	39.6
	Mental Health Act	0	8	3.3	26.4	1	3	3.3	9.9
	Mental Health Act - No contact with Police	0	0		0.0	0	1	3.3	3.3
	Mental Health Act - Attempt Suicide	3	4	3.3	13.2	2	2	3.3	6.6
	Mental Health Act û Threat of Suicide	0	7	3.3	23.1	5	10	3.3	33.0
	Mental Health Act - Voluntary Transport	0	2	3.3	6.6	2	4	3.3	13.2
	Mental Health Act - Placed on Form	1	1	3.3	3.3	0	0		0.0
	Custody Dispute	0	1	3.3	3.3	0	0		0.0
	Trespass To Property Act	2	13	3.3	42.9	7	22	3.3	72.6
	Family Law Act -Other	0	0		0.0	0	1	3.3	3.3
	Total	7	42	3.3	138.6	20	55	3.3	181.5
Operational	Animal Bite	0	0		0.0	1	1	3.6	3.6
	Animal Stray	1	7	3.6	25.2	0	3	3.6	10.8
	Animal Injured	1	1	3.6	3.6	1	2	3.6	7.2
	Animal - Other	1	3	3.6	10.8	5	12	3.6	43.2
	Animal - Dog Owners Liability Act	1	1	3.6	3.6	2	4	3.6	14.4
	Alarm -Others	0	0		0.0	0	1	3.6	3.6
	Domestic Disturbance	20	62	3.6	223.2	21	57	3.6	205.2
	Suspicious Person	7	35	3.6	126.0	5	21	3.6	75.6
	Phone -Nuisance - No Charges Laid	0	2	3.6	7.2	2	2	3.6	7.2
	Phone -Other - No Charges Laid	0	3	3.6	10.8	1	5	3.6	18.0
	Text- related Incident (Texting)	0	1	3.6	3.6	0	0		0.0
	Fire - Building	0	1	3.6	3.6	2	4	3.6	14.4
	Fire - Vehicle	2	4	3.6	14.4	2	3	3.6	10.8
	Fire - Other	0	0		0.0	1	2	3.6	7.2
	Insecure Condition -Master code	0	2	3.6	7.2	0	0		0.0
	Insecure Condition - Building	0	0		0.0	0	2	3.6	7.2
	Insecure Condition - Others	0	0		0.0	0	1	3.6	3.6



Calls For Service (CFS) Billing Summary Report

Township of Southgate June to July - 2020

Billing Categories <i>(Billing categories below do not match traditional crime groupings)</i>		2020				2019			
		June to July	Year to Date	Time Standard	Year To Date Weighted Hours	June to July	Year to Date	Time Standard	Year To Date Weighted Hours
Operational	Missing Person 12 & older	0	2	3.6	7.2	0	0		0.0
	Missing Person Located Under 12	0	0		0.0	1	1	3.6	3.6
	Missing Person Located 12 & older	2	3	3.6	10.8	0	3	3.6	10.8
	Noise Complaint -Master code	8	21	3.6	75.6	0	1	3.6	3.6
	Noise Complaint - Vehicle	0	0		0.0	1	1	3.6	3.6
	Noise Complaint - Residence	0	3	3.6	10.8	8	19	3.6	68.4
	Noise Complaint - Animal	1	1	3.6	3.6	0	0		0.0
	Noise Complaint - Others	0	0		0.0	2	2	3.6	7.2
	Accident - non-MVC -Master code	1	3	3.6	10.8	0	0		0.0
	Found Property -Master code	1	4	3.6	14.4	0	0		0.0
	Found - License Plate	0	0		0.0	0	1	3.6	3.6
	Found-Personal Accessories	0	0		0.0	0	2	3.6	7.2
	Found-Household Property	0	0		0.0	0	1	3.6	3.6
	Found-Bicycles	0	0		0.0	0	2	3.6	7.2
	Found-Others	0	0		0.0	1	1	3.6	3.6
	Lost Property -Master code	1	3	3.6	10.8	0	1	3.6	3.6
	Lost License Plate	0	2	3.6	7.2	0	1	3.6	3.6
	Lost - Computer, parts & accessories	0	0		0.0	0	1	3.6	3.6
	Lost-Household Property	0	1	3.6	3.6	1	1	3.6	3.6
	Lost-Sporting Goods, Hobby Equip.	0	0		0.0	0	1	3.6	3.6
	Lost-Others	0	2	3.6	7.2	0	0		0.0
	Sudden Death - Suicide	0	1	3.6	3.6	0	0		0.0
	Sudden Death - Natural Causes	0	1	3.6	3.6	1	7	3.6	25.2
	Suspicious Vehicle	4	16	3.6	57.6	11	17	3.6	61.2
	Trouble with Youth	2	7	3.6	25.2	3	5	3.6	18.0
	Medical Assistance -Other	0	0		0.0	1	2	3.6	7.2
	Vehicle Recovered - Automobile	1	2	3.6	7.2	2	2	3.6	7.2
	Vehicle Recovered - Trucks	0	1	3.6	3.6	0	1	3.6	3.6
	Vehicle Recovered - Other	1	1	3.6	3.6	0	1	3.6	3.6
	Unwanted Persons	3	8	3.6	28.8	0	5	3.6	18.0
	Neighbour Dispute	7	33	3.6	118.8	12	21	3.6	75.6
	Noise By-Law	0	0		0.0	1	3	3.6	10.8



Calls For Service (CFS) Billing Summary Report

Township of Southgate June to July - 2020

Billing Categories <i>(Billing categories below do not match traditional crime groupings)</i>		2020				2019			
		June to July	Year to Date	Time Standard	Year To Date Weighted Hours	June to July	Year to Date	Time Standard	Year To Date Weighted Hours
Operational	Firearms (Discharge) By-Law	0	0		0.0	1	3	3.6	10.8
	Other Municipal By-Laws	1	3	3.6	10.8	7	12	3.6	43.2
	Traffic By-Law	0	1	3.6	3.6	0	3	3.6	10.8
	Assist Fire Department	0	1	3.6	3.6	1	2	3.6	7.2
	Assist Public	13	34	3.6	122.4	4	18	3.6	64.8
	Family Dispute	17	44	3.6	158.4	10	26	3.6	93.6
	Total	96	320	3.6	1,152.0	111	287	3.6	1,033.2
Operational2	False Alarm-Accidental Trip	0	0		0.0	1	4	1.3	5.2
	False Alarm-Malfunction	0	0		0.0	4	6	1.3	7.8
	False Holdup Alarm-Accidental Trip	0	1	1.3	1.3	0	0		0.0
	False Alarm -Others	4	19	1.3	24.7	4	6	1.3	7.8
	False Alarm -Cancelled	0	0		0.0	2	4	1.3	5.2
	Keep the Peace	6	21	1.3	27.3	2	10	1.3	13.0
	911 call / 911 hang up	8	20	1.3	26.0	15	43	1.3	55.9
	911 hang up - Pocket Dial	0	0		0.0	10	21	1.3	27.3
	911 call - Dropped Cell	7	14	1.3	18.2	7	13	1.3	16.9
	Total	25	75	1.3	97.5	45	107	1.3	139.1
Traffic	MVC - Personal Injury (MOTOR VEHICLE COLLISION)	0	3	3.4	10.2	0	4	3.4	13.6
	MVC - Prop. Dam. Non Reportable	0	10	3.4	34.0	2	17	3.4	57.8
	MVC - Prop. Dam. Reportable (MOTOR VEHICLE COLLISION)	9	32	3.4	108.8	8	25	3.4	85.0
	MVC - Prop. Dam. Failed to Remain (MOTOR VEHICLE COLLISION)	0	1	3.4	3.4	0	2	3.4	6.8
	Road Rage	0	0		0.0	1	1	3.4	3.4
	Total	9	46	3.4	156.4	11	49	3.4	166.6
Total		180	635		2,923.6	238	633		2,813.0

Note to Detachment Commanders:

- The content of each report is to be shared by the Detachment Commander only with the municipality for which it was generated. The municipality may treat this as a public document and distribute it as they wish.
- All data is sourced from the Niche RMS application. Included are 'reported' occurrences (actuals and unfounded occurrences) for 'billable' occurrences ONLY. Data is refreshed on a weekly basis.
- The Traffic category includes motor vehicle collision (MVC) occurrences entered into Niche (UCR code 8521). MVCs are NOT sourced from the eCRS application for this report.
- Only the primary violation is counted within an occurrence.
- Time standards displayed are for the 2017 billing period.



Calls For Service (CFS) Billing Summary Report

Township of Southgate June to July - 2020

Note to Municipalities:

- Data contained within this report is dynamic in nature and numbers will change over time as the Ontario Provincial Police continues to investigate and solve crime.
- This report is NOT to be used for crime trend analysis as not all occurrences are included.
- Data groupings within this report do not match traditional crime groupings seen in other public reports such as the OPP Police Services Board reports or Statistics Canada reporting.

Updated : Monday, July 27, 2020 - Current Period : 1999/12/31

6L - GREY BRUCE2020 All Offence Hours of Day All Offence Days of Week **June** All Coverage Types **Traffic Charges (Big 4) - PSB Report** All Offence Act Part Types All Courts All Badges All License Plate Location All Offender Gender All Offender Age Group All Date Added All Prior Offence Date MEASURES

Offence Count as values		Speeding	Seatbelt	<i>Impaired</i>	<i>Distracted</i>	Traffic Charges (Big 4) - PSB Report
2020 Q 1	June	0	0	0	0	0
2020 Q 2	June	242	6	6	3	257
2020		242	6	6	3	257

Updated : Monday, July 27, 2020 - Current Period : 1999/12/31

6L - GREY BRUCE2020 Q 2 All Offence Hours of Day All Offence Days of Week **June** All Coverage Types
CC_Provincial Statutes All Offence Act Part Types All Courts All Badges All License Plate Location All Offender
 Gender All Offender Age Group All Date Added All Prior Offence Date MEASURES

Offence Count as values		HTA	CC-Traffic (Revised)	CC-Non-Traffic (Revised)	LLA	Other	CC_Provincial Statutes
2020/Jun	June	288	9	86	3	48	434
2020 Q 2		288	9	86	3	48	434

Zero suppression rows and columns. Suppression options applied: zero values, division by zero, missing values, overflow values.

Updated : Monday, August 10, 2020 - Current Period : 1999/12/31

6L - GREY BRUCE2020 Q 3 All Offence Hours of Day All Offence Days of Week **July** All Coverage Types
Traffic Charges (Big 4) - PSB Report All Offence Act Part Types All Courts All Badges All License Plate Location
All Offender Gender All Offender Age Group All Date Added All Prior Offence Date MEASURES

Offence Count as values		Speeding	Seatbelt	Impaired	Distracted	Traffic Charges (Big 4) - PSB Report
2020/Jul	July	346	2	8	0	356
2020 Q 3		346	2	8	0	356

Updated : Monday, August 10, 2020 - Current Period : 1999/12/31

6L - GREY BRUCE2020 All Offence Hours of Day All Offence Days of Week **July** All Coverage Types
CC_Provincial Statutes All Offence Act Part Types All Courts All Badges All License Plate Location All Offender
 Gender All Offender Age Group All Date Added All Prior Offence Date MEASURES

Offence Count as values		HTA	CC-Traffic (Revised)	CC-Non-Traffic (Revised)	LLA	Other	CC_Provincial Statutes
2020 Q 3	July	449	8	64	12	19	552
2020		449	8	64	12	19	552

Zero suppression rows and columns. Suppression options applied: zero values, division by zero, missing values, overflow values.

Monday, August 17, 2020

Traffic File Control Register

Report Period: 01-JUN-2020 thru 31-JUL-2020

Report Criteria --> Detachment Code starting with {6L00} Report Type equals {*} Incident Type equals {*}

St at us	Incident Date	Incident Time	Self- Reporte d	Location	Jurisdiction	RdHwy Intersection	Incident Type	Primary Cause	Report Type
C	02-Jun-20	5:30	No	GREY ROAD 9	SOUTHGATE TWP	23	Property Damage Only	Animal - Wild or Domestic	Motor Vehicle
C	07-Jun-20	21:30	No	SOUTHGATE SRD 61	SOUTHGATE TWP	Southgate Road 12	Property Damage Only	Unknown	Motor Vehicle
C	10-Jun-20	7:00	No	SOUTHGATE SRD 11	SOUTHGATE TWP	grey road 14	Property Damage Only	Animal - Wild or Domestic	Motor Vehicle
C	12-Jun-20	21:50	No	SOUTHGATE SRD 03	SOUTHGATE TWP	SOUTHGATE ROAD 12	Property Damage Only	Animal - Wild or Domestic	Motor Vehicle
C	20-Jun-20	22:57	No	GREY ROAD 14	SOUTHGATE TWP	Grey Road 9	Property Damage Only	Animal - Wild or Domestic	Motor Vehicle
C	22-Jun-20	11:45	No	SOUTHGATE ROAD 08	SOUTHGATE TWP	SOUTHGATE SRD 15	Property Damage Only	Other	Motor Vehicle
C	26-Jun-20	18:47	No	10 HIGHWAY 10	SOUTHGATE TWP	SOUTHGATE ROAD 24	Non-Fatal Injury	Ability Impaired Drugs	Motor Vehicle
C	28-Jun-20	8:11	No	IDA ST	SOUTHGATE TWP		Property Damage Only	Unknown	Motor Vehicle
C	30-Jun-20	12:09	No	MAIN	SOUTHGATE TWP	DUNDALK ST	Non-Fatal Injury	Failed to yield right of way	Motor Vehicle
C	05-Jul-20	3:30	No	GREY ROAD 9	SOUTHGATE TWP	109	Property Damage Only	Unknown	Motor Vehicle
C	20-Jun-20	22:33	No	GREY ROAD 14	SOUTHGATE TWP	HIGHWAY 89	Property Damage Only	Animal - Wild or Domestic	Motor Vehicle
C	05-Jul-20	6:36	No	10 HIGHWAY 10	SOUTHGATE TWP	SOUTHGATE ROAD 26	Property Damage Only	Speed -- excessive	Motor Vehicle
C	12-Jul-20	16:18	No	10 HIGHWAY 10	SOUTHGATE TWP	220 SIDEROAD	Property Damage Only	Driver fatigue	Motor Vehicle
C	10-Jul-20	4:45	No	SOUTHGATE ROAD 08	SOUTHGATE TWP	SOUTHGATE SRD 57	Property Damage Only	Speed -- too fast for conditions	Motor Vehicle
C	17-Jul-20	21:30	No	SOUTHGATE ROAD 24	SOUTHGATE TWP	Grey Road 14	Non-Fatal Injury	Speed -- excessive	Motor Vehicle
C	23-Jul-20	6:51	No	10 HIGHWAY 10	SOUTHGATE TWP	9	Property Damage Only	Disobeyed traffic control	Motor Vehicle
C	26-Jul-20	12:30	No	Foodland Parking Lot	SOUTHGATE TWP	Main Street East	Property Damage Only	Improper turn	Motor Vehicle