

**LAS Electricity Commodity Cost Review - Calendar Year 2020**  
**Southgate**

Hedged Accounts	
Hedge	
76%	\$15,665
Spot Market	
24%	\$2,844
Global Adjustment	\$88,126
Loss Amount	-\$1,447
<b>LAS Total</b>	<b>\$105,402</b>
Actual RPP / TOU Total with COVID-19 Relief Rates	\$101,128
RPP / TOU Total Estimated without COVID-19 Relief Rates	\$107,151
Actual Annual Program Savings / (Cost) with COVID-19 Relief Rates	-\$4,273
Annual Program Savings / (Cost) Estimated without COVID-19 Relief Rates	\$1,749

Streetlight Accounts	
Spot Market	
100%	\$1,119
Global Adjustment	\$11,351
Loss Amount	-\$143
<b>LAS Total</b>	<b>\$12,328</b>
<b>RPP Total</b>	<b>\$13,411</b>
Annual Program Savings / (Cost)	\$1,084

**2020 Actual with COVID-19  
Relief Rates**

<b>Total Savings %</b>	<b>-3%</b>
<b>Total Savings/Cost \$</b>	<b>-\$3,190</b>

**Actual Total – 5 Year**

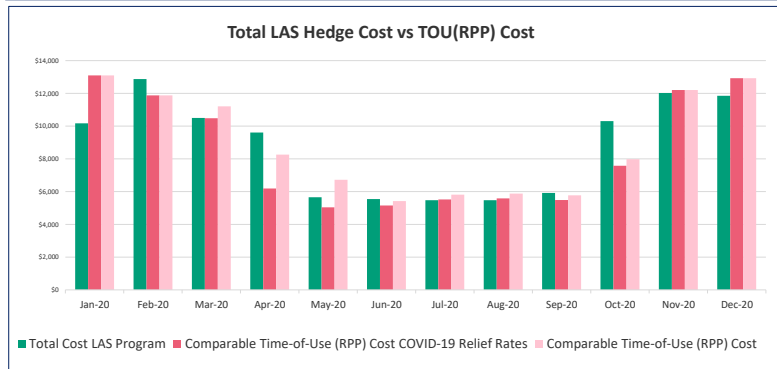
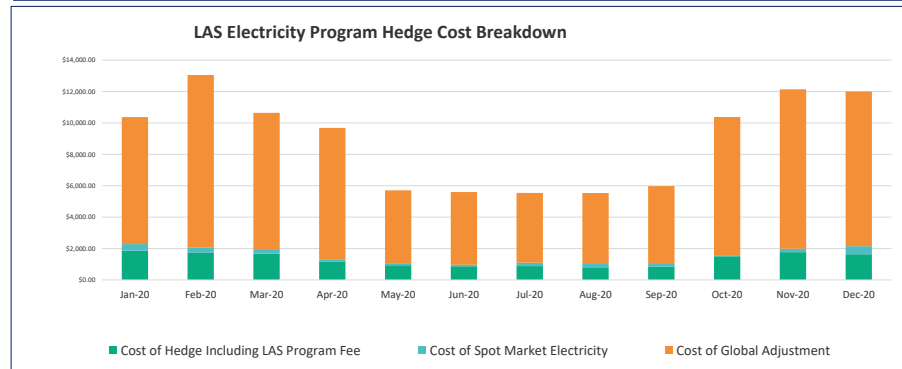
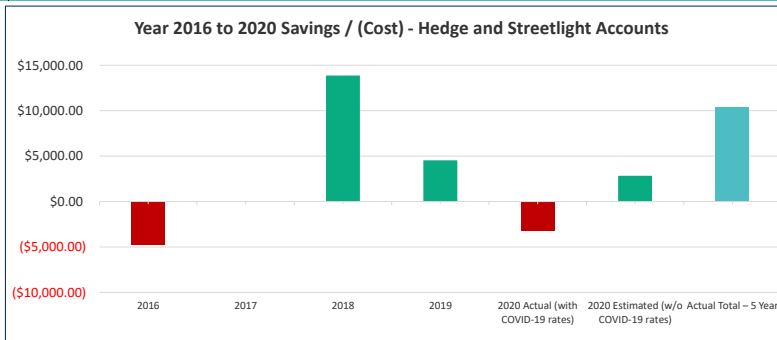
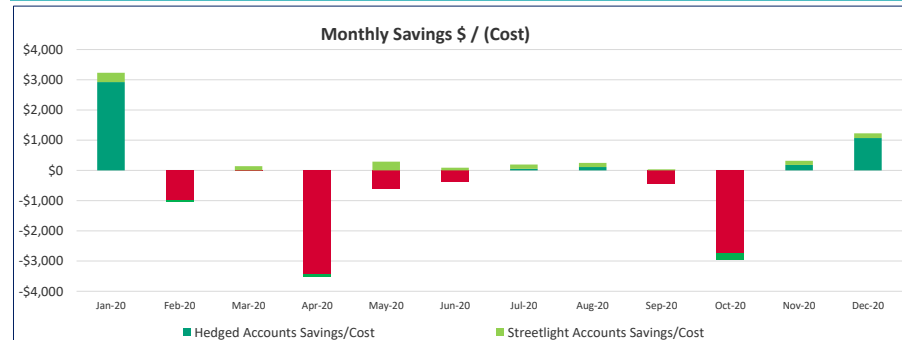
<b>Total Savings %</b>	<b>2%</b>
<b>Total Savings/Cost \$</b>	<b>\$10,441</b>

**2020 Estimated without  
COVID-19 Relief Rates**

<b>Total Savings %</b>	<b>2%</b>
<b>Total Savings/Cost \$</b>	<b>\$2,833</b>

**Estimated Total - 5 Year**

<b>Total Savings %</b>	<b>4%</b>
<b>Total Savings/Cost \$</b>	<b>\$16,464</b>



Southgate		LAS Electricity Commodity Cost Review Calendar Year 2020													
			Jan-20	Feb-20	Mar-20	Apr-20	May-20	Jun-20	Jul-20	Aug-20	Sep-20	Oct-20	Nov-20	Dec-20	
Hedged Accounts		Total Adjusted Usage (kWh) * See Note 1	104,635	94,931	89,622	66,202	53,973	43,497	46,685	47,208	46,423	63,904	93,597	99,265	
		Unadjusted / Metered Usage (kWh)	97,173	88,115	83,157	61,274	49,910	40,230	43,158	43,622	42,859	59,195	86,973	92,109	
		Enrolled Accounts	17	17	17	17	17	17	17	17	17	17	17	17	
	Hedge 76%		\$0.0244	\$0.0244	\$0.0244	\$0.0244	\$0.0244	\$0.0244	\$0.0244	\$0.0244	\$0.0244	\$0.0244	\$0.0244	\$0.0244	
		\$15,665	76,492	70,695	68,762	48,117	38,552	35,673	36,117	31,292	35,033	61,640	72,594	67,034	
	Spot Market 24%		\$1,866.42	\$1,724.96	\$1,677.80	\$1,174.06	\$940.66	\$870.43	\$881.26	\$763.52	\$854.80	\$1,504.01	\$1,771.29	\$1,635.63	
			\$0.0148	\$0.0145	\$0.0139	\$0.0061	\$0.0083	\$0.0125	\$0.0205	\$0.0194	\$0.0144	\$0.0113	\$0.0105	\$0.0160	
		\$2,844	28,143	24,236	20,860	18,085	15,421	7,824	10,568	15,916	11,391	2,264	21,003	32,231	
	Global Adjustment		\$417.08	\$351.90	\$290.58	\$109.41	\$127.22	\$97.72	\$216.64	\$309.09	\$163.80	\$25.63	\$220.11	\$515.05	
			\$0.0832	\$0.1245	\$0.1043	\$0.1371	\$0.0929	\$0.1150	\$0.1031	\$0.1023	\$0.1157	\$0.1495	\$0.1167	\$0.1070	
			97,173	88,115	83,157	61,274	49,910	40,230	43,158	43,622	42,859	59,195	86,973	92,109	
	Loss Amount		\$8,087.75	\$10,971.24	\$8,674.95	\$8,398.84	\$4,636.16	\$4,626.41	\$4,447.43	\$4,463.35	\$4,960.12	\$9,852.02	\$10,149.72	\$9,855.69	
			\$218.67	\$191.65	\$161.89	\$92.07	\$68.28	\$68.32	\$90.48	\$92.03	\$74.41	\$93.71	\$134.84	\$170.67	
	LAS Total		\$10,170	\$12,874	\$10,499	\$9,608	\$5,656	\$5,544	\$5,473	\$5,922	\$10,306	\$12,024	\$11,854	\$11,854	
			\$0.0972	\$0.1356	\$0.1172	\$0.1451	\$0.1048	\$0.1275	\$0.1172	\$0.1159	\$0.1276	\$0.1613	\$0.1285	\$0.1194	
	RPP , Time-of-Use		\$0.13	\$0.13	\$0.13	\$0.10	\$0.10	\$0.13	\$0.13	\$0.13	\$0.13	\$0.13	\$0.14	\$0.14	
			\$0.13	\$0.13	\$0.13	\$0.13	\$0.13	\$0.13	\$0.13	\$0.13	\$0.13	\$0.13	\$0.14	\$0.14	
			97,173	88,115	83,157	61,274	49,910	40,230	43,158	43,622	42,859	59,195	86,973	92,109	
	RPP / TOU Total		\$13,094	\$11,874	\$10,481	\$6,189	\$5,041	\$5,149	\$5,524	\$5,584	\$5,486	\$7,577	\$12,204	\$12,925	
			\$13,094	\$11,874	\$11,205	\$8,257	\$6,725	\$5,421	\$5,816	\$5,878	\$5,775	\$7,977	\$12,204	\$12,925	
Hedged Accounts															
Annual Program Savings / (Cost) Actual using COVID-19 Relief Rates		-\$4,273	Monthly Savings / (Cost) Actual COVID-19 Relief Rates	\$2,924	-\$1,001	-\$18	-\$3,419	-\$615	-\$395	\$52	\$112	-\$436	-\$2,729	\$180	\$1,072
Annual Program Savings / (Cost) Estimated		\$1,749	Monthly Savings / (Cost) Estimated	\$2,924	-\$1,001	\$706	-\$1,351	\$1,070	-\$123	\$343	\$406	-\$147	-\$2,329	\$180	\$1,072

**Notes**

- 1) We have assumed that all accounts are RPP/TOU eligible (i.e. under 250,000kWh/year consumption)
- 2) Time-of-use (TOU) rates used for each month are based on the rates for that month with the following split: 55% off-peak, 22.5% mid-peak., and 22.5% on-peak.
- 3) This price represents the average HOEP for the hours of operation of a typical streetlight account using an approved streetlight profile.
- 4) RPP rates for the period reviewed are: for November 2019 - October 2020 11.9/13.9 cents/kWh, for November 2020 - December 2020 12.6/14.6