

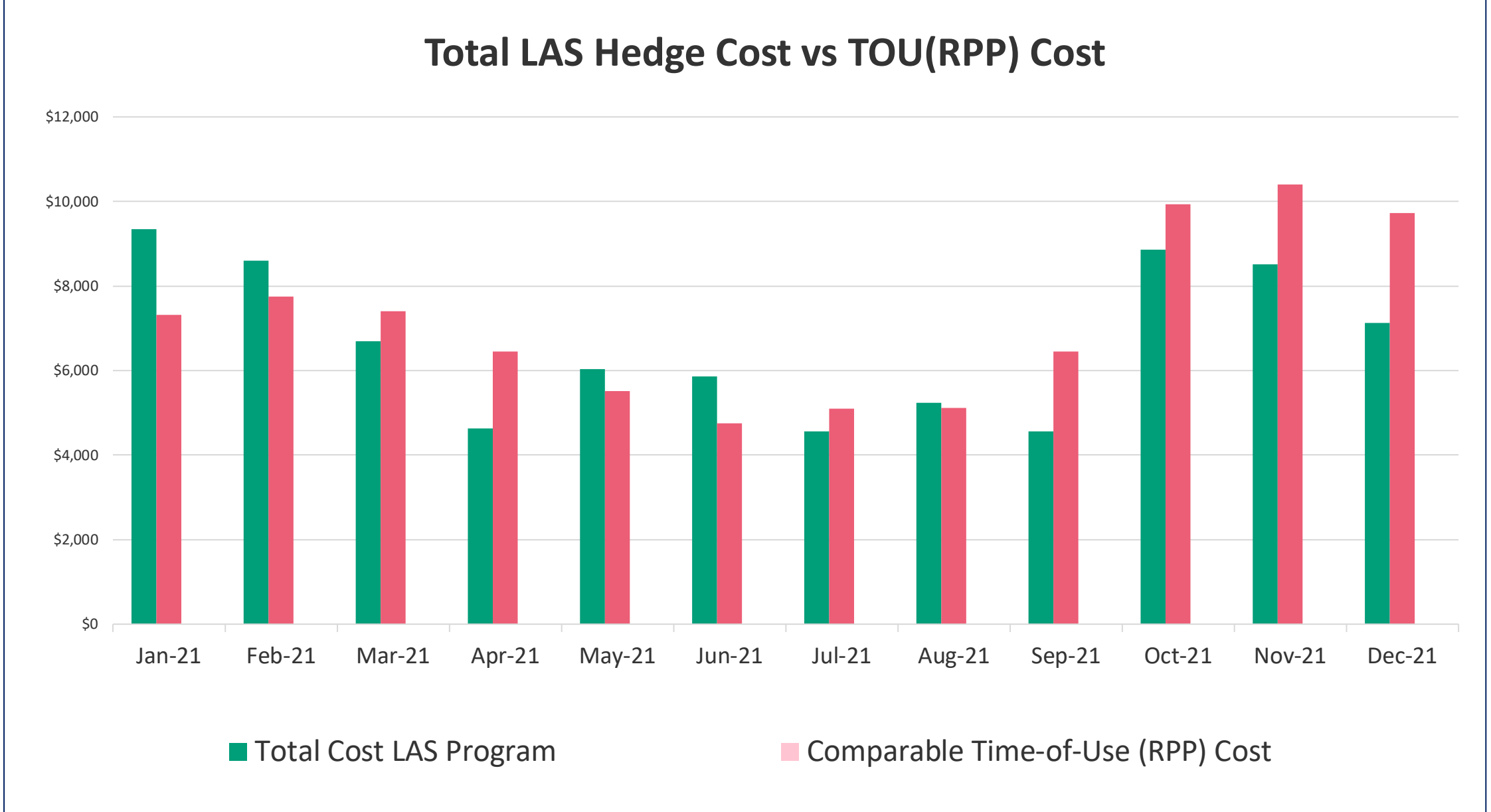
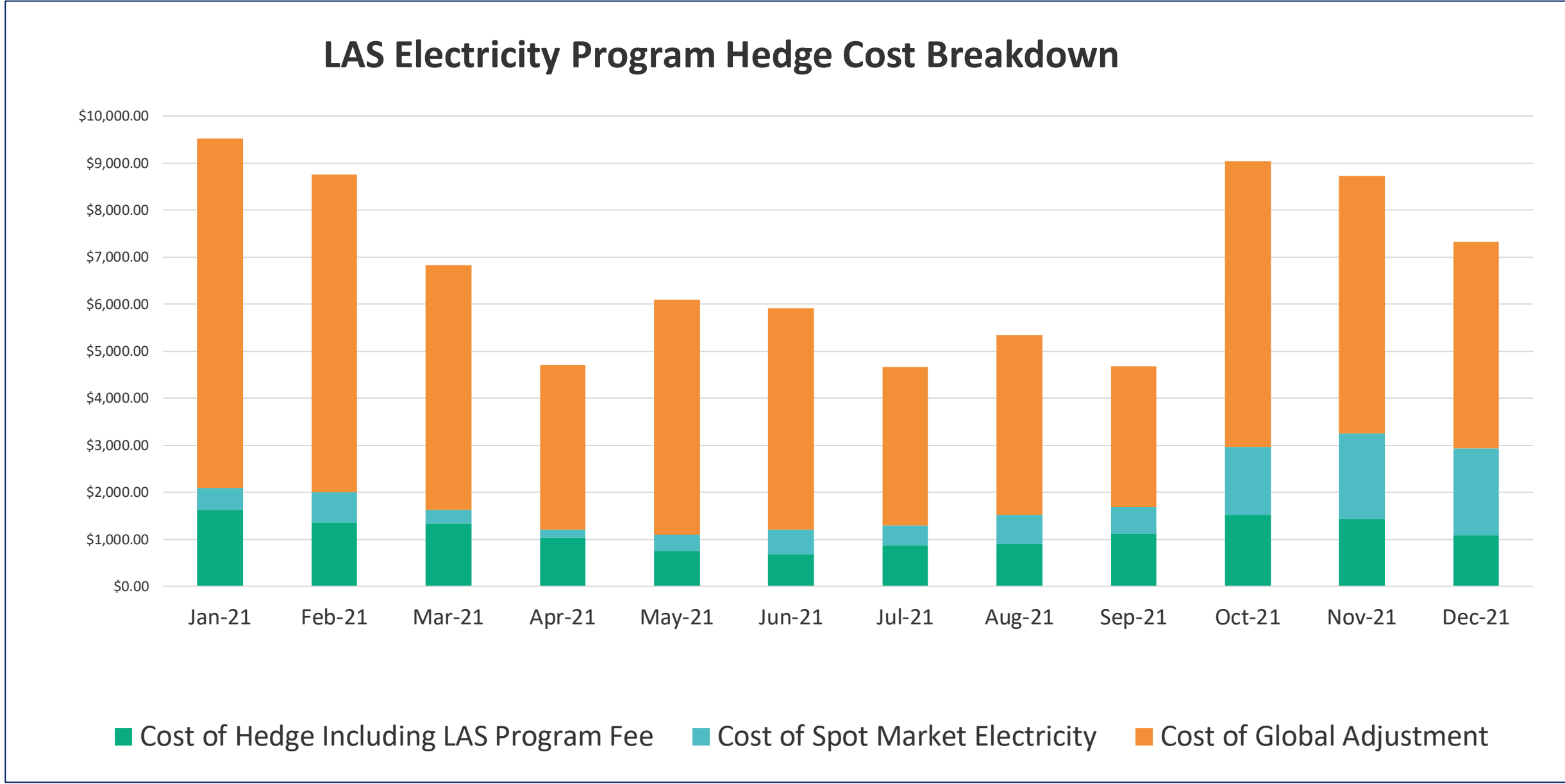
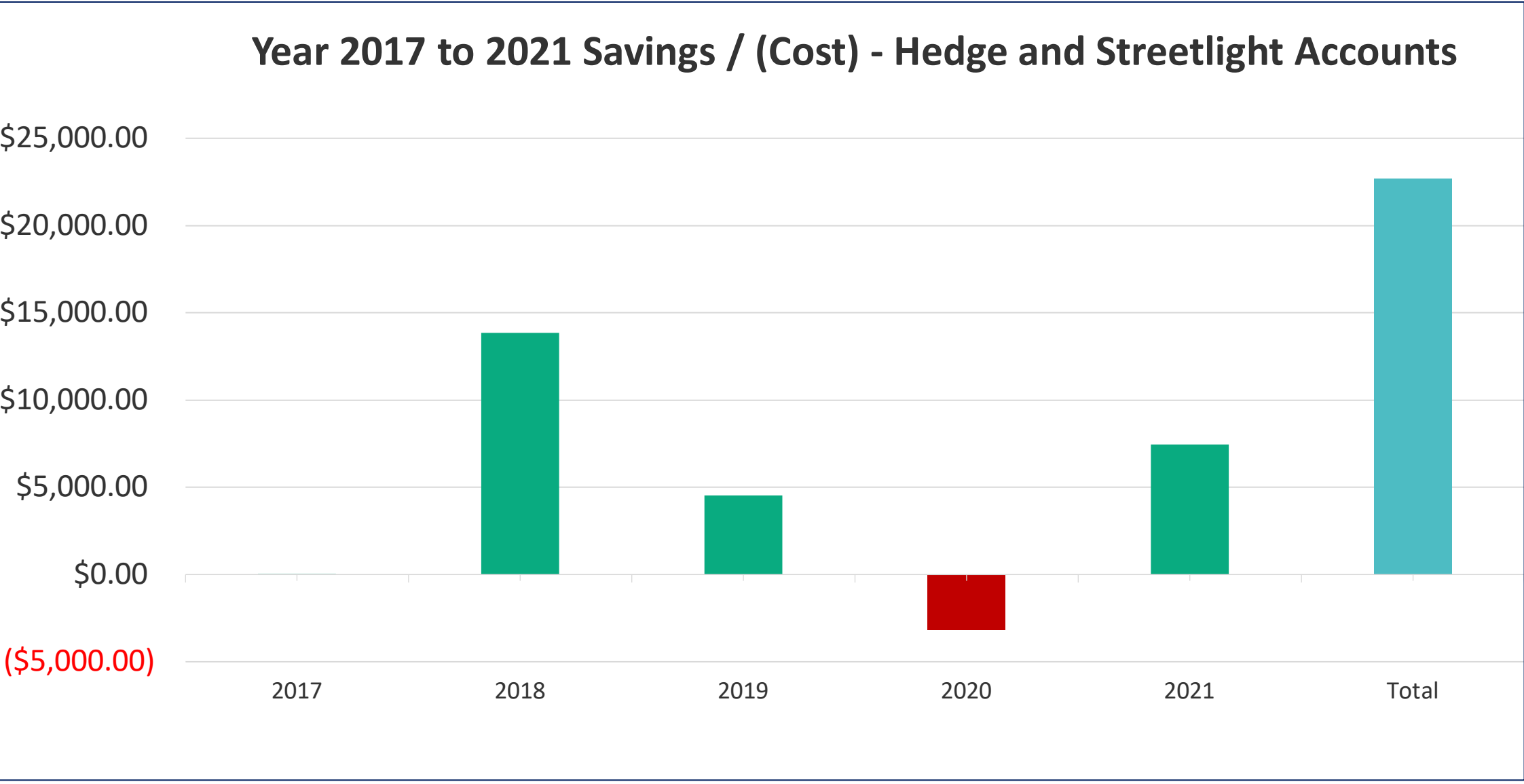
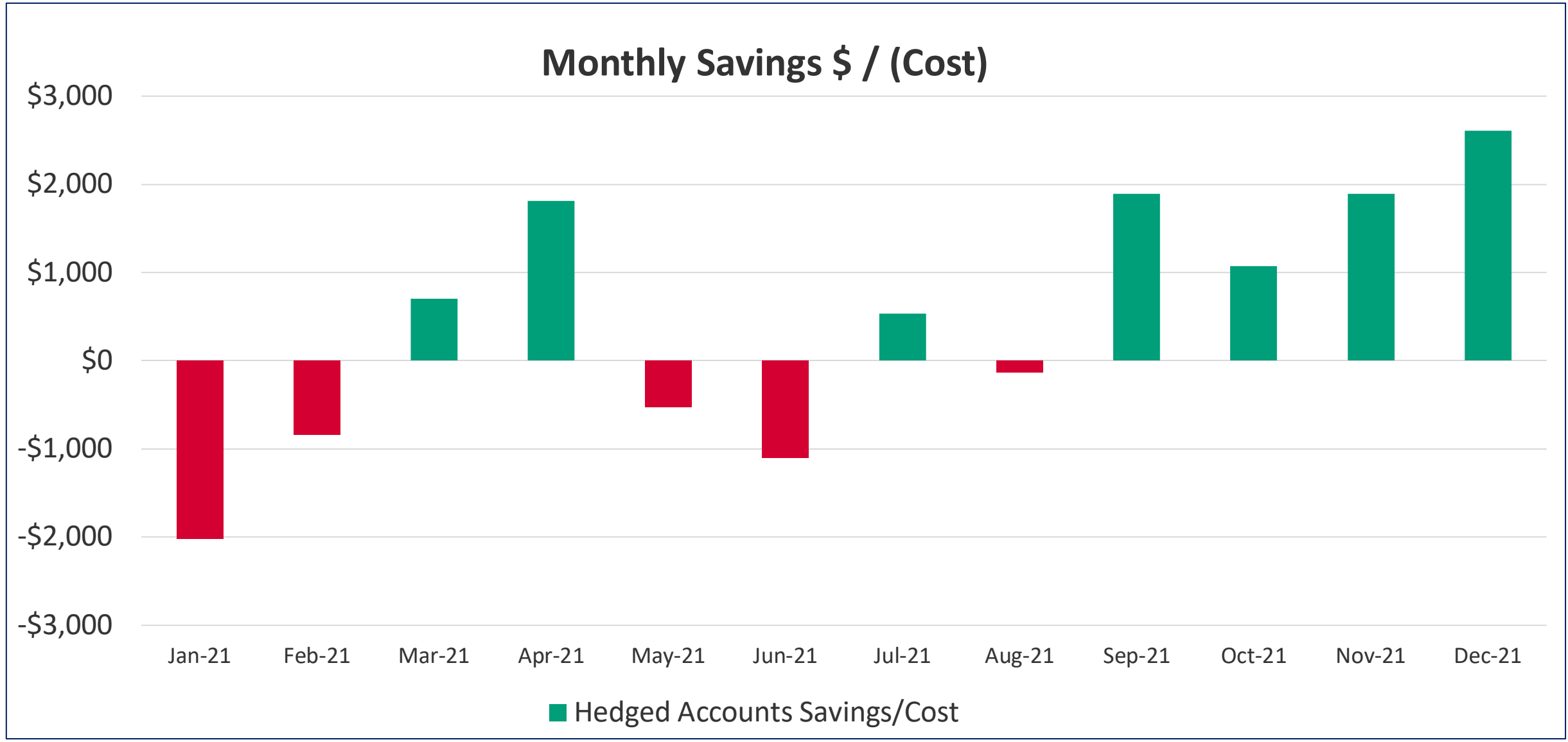


LAS Electricity Commodity Cost Review - Calendar Year 2021
Southgate

Hedged Accounts	
Hedge	
64%	\$13,703
Spot Market	
36%	\$9,212
Global Adjustment	\$58,668
Loss Amount	-\$1,774
LAS Total	\$80,023
RPP / TOU Total	\$85,910
Annual Program Savings / (Cost)	\$5,887

Streetlight Accounts	
Spot Market	
100%	\$2,588
Global Adjustment	\$7,627
Loss Amount	-\$232
LAS Total	\$9,982
RPP Total	\$11,564
Annual Program Savings / (Cost)	\$1,582

2021		5 Year
Total Savings %	8%	5%
Total Savings/Cost \$	\$7,469	\$22,689





<div><div>LAS</div><div>AMO Business Services</div></div>		Southgate		LAS Electricity Commodity Cost Review Calendar Year 2021				Jan-21	Feb-21	Mar-21	Apr-21	May-21	Jun-21	Jul-21	Aug-21	Sep-21	Oct-21	Nov-21	Dec-21	
Hedged Accounts			Total Adjusted Usage (kWh) * See Note 1	93,001	74,218	70,837	61,590	54,825	47,288	50,848	50,869	63,908	97,986	102,933	96,191					
			Unadjusted / Metered Usage (kWh)	86,145	68,534	65,418	56,962	50,667	43,637	46,920	46,968	59,320	91,327	95,706	89,388					
			Enrolled Accounts	17	17	17	17	17	17	17	17	17	17	17	17	17				
	Hedge 64%	\$13,703	Hedge Price Including Program Fees (\$/kWh)	\$0.0246	\$0.0246	\$0.0246	\$0.0246	\$0.0246	\$0.0246	\$0.0246	\$0.0246	\$0.0246	\$0.0246	\$0.0246	\$0.0246	\$0.0246	\$0.0246	\$0.0246	\$0.0246	
			LAS Program Hedge (kWh)	66,025	55,057	54,409	41,995	30,282	27,323	35,228	36,700	44,996	61,843	58,000	44,263					
			Cost of Hedge Including LAS Program Fee	\$1,626.86	\$1,356.59	\$1,340.63	\$1,034.76	\$746.16	\$673.24	\$868.01	\$904.29	\$1,108.69	\$1,523.82	\$1,429.11	\$1,090.65					
	Spot Market 36%	\$9,212	Weighted Avg. Spot Market Price (\$/kWh)	\$0.0174	\$0.0338	\$0.0176	\$0.0089	\$0.0146	\$0.0269	\$0.0276	\$0.0434	\$0.0307	\$0.0400	\$0.0404	\$0.0356					
			LAS Program Spot (kWh)	26,976	19,161	16,428	19,595	24,543	19,965	15,620	14,169	18,913	36,142	44,934	51,927					
			Cost of Spot Market Electricity	\$469.38	\$647.65	\$289.14	\$174.40	\$358.33	\$537.06	\$431.11	\$614.92	\$580.62	\$1,445.69	\$1,815.32	\$1,848.62					
Global Adjustment	\$58,668	Global Adjustment Market Charge (\$/kWh)	\$0.0862	\$0.0985	\$0.0794	\$0.0614	\$0.0985	\$0.1079	\$0.0716	\$0.0814	\$0.0504	\$0.0664	\$0.0573	\$0.0490						
		Unadjusted / Metered Usage (kWh)	86,145	68,534	65,418	56,962	50,667	43,637	46,920	46,968	59,320	91,327	95,706	89,388						
		Cost of Global Adjustment	\$7,425.70	\$6,750.63	\$5,194.21	\$3,497.48	\$4,990.71	\$4,708.48	\$3,359.46	\$3,823.21	\$2,989.75	\$6,064.10	\$5,483.93	\$4,380.03						
Loss Amount	-\$1,774	Loss Amount (\$) - Line Loss Adjustment	-\$193.83	-\$181.26	-\$145.33	-\$93.37	-\$74.47	-\$84.27	-\$110.75	-\$117.53	-\$133.98	-\$189.84	-\$230.11	-\$218.86						
LAS Total	\$80,023	Total Cost LAS Program	\$9,346	\$8,591	\$6,697	\$4,631	\$6,039	\$5,852	\$4,566	\$5,243	\$4,563	\$8,862	\$8,516	\$7,118						
		Avg LAS Price per kWh (incl. GA)	\$0.1005	\$0.1158	\$0.0945	\$0.0752	\$0.1101	\$0.1238	\$0.0898	\$0.1031	\$0.0714	\$0.0904	\$0.0827	\$0.0740						
RPP , Time-of-Use		TOU Rate	\$0.09	\$0.11	\$0.11	\$0.11	\$0.11	\$0.11	\$0.11	\$0.11	\$0.11	\$0.11	\$0.11	\$0.11	\$0.11	\$0.11	\$0.11	\$0.11	\$0.11	
		Unadjusted / Metered Usage (kWh)	86,145	68,534	65,418	56,962	50,667	43,637	46,920	46,968	59,320	91,327	95,706	89,388						
RPP / TOU Total	\$85,910	Comparable Time-of-Use (RPP) Cost * See Note 2	\$7,322	\$7,753	\$7,400	\$6,444	\$5,511	\$4,747	\$5,104	\$5,109	\$6,453	\$9,934	\$10,410	\$9,723						
Hedged Accounts Annual Program Savings / (Cost)																				
		\$5,887	Monthly Savings / (Cost)	-\$2,024	-\$839	\$704	\$1,813	-\$527	-\$1,106	\$538	-\$134	\$1,890	\$1,072	\$1,894	\$2,605					
Streetlight Accounts			Total Usage (kWh)	9,815	9,026	9,725	8,641	9,238	8,924	8,638	9,095	8,535	9,456	9,352	8,954					
			Unadjusted / Metered Usage (kWh)	9,021	8,294	8,934	7,936	8,483	8,192	7,931	8,352	7,841	8,689	8,596	8,235					
			Enrolled Accounts	9	9	9	9	9	9	9	9	9	9	9	9					
	Spot Market	\$2,588	Average Spot Market Price - (\$/kWh) * See Note 3	\$0.02	\$0.03	\$0.02	\$0.01	\$0.01	\$0.01	\$0.02	\$0.03	\$0.02	\$0.03	\$0.04	\$0.04					
			Cost of Spot Purchase (Including LAS Program Fee)	\$160.23	\$283.23	\$171.45	\$84.21	\$99.16	\$130.09	\$199.57	\$280.91	\$211.74	\$297.83	\$338.99	\$330.21					
	Global Adjustment	\$7,627	Global Adjustment Market Charge (\$/kWh)	\$0.0862	\$0.0985	\$0.0794	\$0.0614	\$0.0985	\$0.1079	\$0.0716	\$0.0814	\$0.0504	\$0.0664	\$0.0573	\$0.0490					
			Unadjusted / Metered Usage (kWh)	9,021	8,294	8,934	7,936	8,483	8,192	7,931	8,352	7,841	8,689	8,596	8,235					
			Cost of Global Adjustment	\$777.62	\$816.98	\$709.37	\$487.30	\$835.56	\$883.90	\$567.86	\$679.82	\$395.19	\$576.94	\$492.54	\$403.52					
	Loss Amount	-\$232	Loss Amount (\$) - Line Loss Adjustment	-\$17.04	-\$24.97	-\$14.93	-\$9.40	-\$11.12	-\$14.08	-\$19.96	-\$25.11	-\$19.72	-\$25.38	-\$25.62	-\$24.76					
LAS Total	\$9,982	Total Cost LAS Program	\$921	\$1,075	\$866	\$562	\$924	\$1,000	\$747	\$936	\$587	\$849	\$806	\$709						
		Avg LAS Price per kWh (incl. GA and LAS fee)	\$0.0938	\$0.1191	\$0.0890	\$0.0651	\$0.1000	\$0.1120	\$0.0865	\$0.1029	\$0.0688	\$0.0898	\$0.0862	\$0.0792						
RPP, Tiered		RPP Usage - Lower Tier Price (kWh)	3,312	3,186	3,338	3,148	3,312	3,247	3,206	3,286	3,148	3,312	3,270	3,156						
		RPP Usage - Higher Tier Price (kWh)	6,503	5,841	6,387	5,493	5,925	5,678	5,432	5,809	5,387	6,144	6,082	5,798						
		Lower Tier Price (\$ per kWh)	0.0850	0.0880	0.1010	0.1010	0.0980	0.0980	0.0980	0.0980	0.0980	0.0980	0.0980	0.0980						
		Higher Tier Price (\$ per kWh)	0.0850	0.0910	0.1180	0.1180	0.1150	0.1150	0.1150	0.1150	0.1150	0.1150	0.1150	0.1150						
RPP / Tiered Total	\$11,564	Comparable RPP Cost * See Note 4	\$834	\$812	\$1,091	\$966	\$1,006	\$971	\$939	\$990	\$928	\$1,031	\$1,020	\$976						
Streetlight Accounts Annual Program Savings / (Cost)																				
		\$1,582	Monthly Savings / (Cost)	-\$87	-\$263	\$225	\$404	\$82	-\$29	\$191	\$54	\$341	\$182	\$214	\$267					
Total Annual Program Savings / (Cost)		\$7,469																		