



# Township of Southgate



**POLICE SERVICE BOARD**  
**NOVEMBER 19<sup>TH</sup>, 2019**



# Detachment Commander's Update



## **Detachment Commander's Message**

Hello:

I am pleased to present the Southgate Police Service Board report. Once again Southgate is a community oriented safe place to live and work.

The Ontario Provincial Police is committed to safe communities and our efforts are reflected in this report.

I look forward to further discussions on this report at the next meeting.

Thanks and take care,

Martin Murray  
Inspector, Detachment Commander  
Grey Bruce  
Ontario Provincial Police

## **Statistical Analysis**

Statistical information related to Criminal Code and Provincial Offences charges is contained within the Integrated Court Office Network (ICON). Due to a variety of data processing delay issues, accurate and reliable information is only available by analyzing data from 2 months or more prior to the report run date. Charge statistics for Bruce Peninsula will be for the time period ending 2 months prior to each PSB Report date.

### **TRAINING:**

Training is ongoing

### **MEDIA RELATIONS REPORT:**

Month	No. of Releases	Educational Releases
July	17	<ul style="list-style-type: none"><li>• Grey Bruce OPP have 7 Impaired Drivers in 7 Days</li><li>• Golf Carts are Not Permitted on Roadway</li><li>• Fatal Single Motor Vehicle Collision in Southgate Township</li></ul>
August	24	<ul style="list-style-type: none"><li>• Operation Safe Trucking Campaign</li><li>• Grey Bruce OPP Responded to 378 Calls for Service on August Long Weekend</li></ul>

### **COMMUNITY SERVICE REPORT:**

- MEETING WITH MPP BILL WALKER, OWEN SOUND - CSO and Inspector Murray attended a meeting with MPP Bill Walker to discuss the detachment report and shared community safety issues, including Southgate Township.
- CSO set up a OPP tent and table with safety messaging for camp attendees at Special Needs Camp

### **DETACHMENT INITIATIVES:**

Ongoing traffic initiatives targeting problem areas such as speeding, seat belt use, and distracting driving

### **AUXILIARY UNIT:**

<i>Unit hours</i>	<b><u>July</u></b>	<b><u>August</u></b>
Administration	4.00	1.00
Community Policing	0.00	0.00
Court	0.00	0.00
Major Event	0.00	0.00
Patrol	0.00	0.00
Training	0.00	0.00
<b>TOTALS</b>	<b>4.00</b>	<b>1.00</b>

## **ACTION PLAN:**

### **R.I.D.E. hours**

<b>2019 – YTD –</b>	<b>294.25</b>
<b>July:</b>	29.50
<b>August:</b>	58.25

### **Foot Patrol Hours**

<b>2019 – YTD:</b>	<b>222.00</b>
<b>July:</b>	24.50
<b>August:</b>	30.00

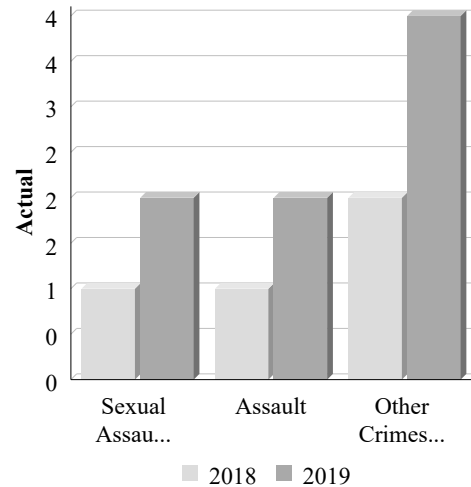
### **Arrests – Impaired by Drugs**

<b>2019 – YTD:</b>	<b>1</b>
<b>July:</b>	0
<b>August:</b>	0

**Police Services Board Report for Township of Southgate**  
**Records Management System**  
**July to August - 2019**

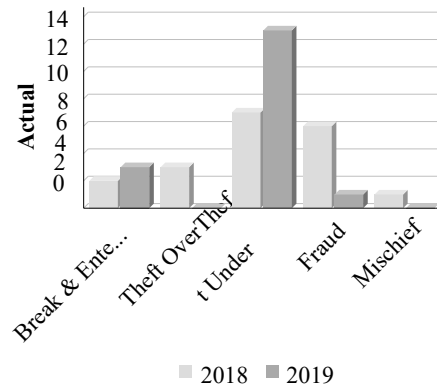
**Violent Crime**

Actual	July to August			Year to Date - August		
	2018	2019	% Change	2018	2019	% Change
Murder	0	0	--	0	0	--
Other Offences Causing Death	0	0	--	0	0	--
Attempted Murder	0	0	--	0	0	--
Sexual Assault	1	2	100.0%	6	7	16.7%
Assault	1	2	100.0%	9	12	33.3%
Abduction	0	0	--	0	0	--
Robbery	0	0	--	0	1	--
Other Crimes Against a Person	2	4	100.0%	7	14	100.0%
<b>Total</b>	<b>4</b>	<b>8</b>	<b>100.0%</b>	<b>22</b>	<b>34</b>	<b>54.5%</b>



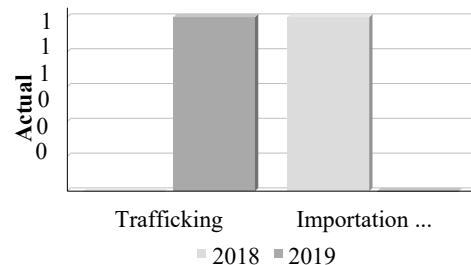
**Property Crime**

Actual	July to August			Year to Date - August		
	2018	2019	% Change	2018	2019	% Change
Arson	0	0	--	0	0	--
Break & Enter	2	3	50.0%	7	12	71.4%
Theft Over	3	0	-100.0%	9	5	-44.4%
Theft Under	7	13	85.7%	27	25	-7.4%
Have Stolen Goods	0	0	--	0	2	--
Fraud	6	1	-83.3%	18	7	-61.1%
Mischief	1	0	-100.0%	9	9	0.0%
<b>Total</b>	<b>19</b>	<b>17</b>	<b>-10.5%</b>	<b>70</b>	<b>60</b>	<b>-14.3%</b>



**Drug Crime**

Actual	July to August			Year to Date - August		
	2018	2019	% Change	2018	2019	% Change
Possession	0	0	--	2	0	-100.0%
Trafficking	0	1	--	1	1	0.0%
Importation and Production	1	0	-100.0%	1	0	-100.0%
<b>Total</b>	<b>1</b>	<b>1</b>	<b>0.0%</b>	<b>4</b>	<b>1</b>	<b>-75.0%</b>



**Detachment:** 6L - GREY BRUCE

**Location code(s):** 6L10 - MARKDALE

**Area code(s):** 6083 - Dundalk, 6085 - Egremont, 6098 - Proton

**Data source date:**

**Report Generated by:** 2019/10/19

Girdler, Brad

**Report Generated on:**

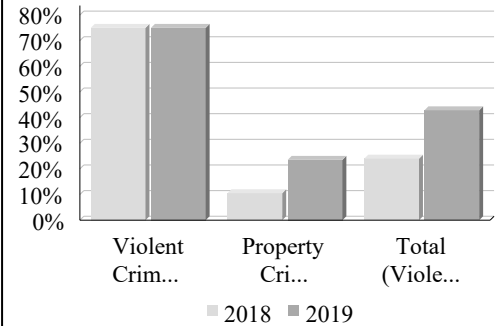
24-Oct-19 9:30:55 AM

PP-CSC-Operational Planning-4300

**Police Services Board Report for Township of Southgate**  
**Records Management System**  
**July to August - 2019**

**Clearance Rate**

Clearance Rate	July to August			Year to Date - August		
	2018	2019	Difference	2018	2019	Difference
Violent Crime	75.0%	75.0%	0.0%	90.9%	73.5%	-17.4%
Property Crime	10.5%	23.5%	13.0%	14.3%	16.7%	2.4%
Drug Crime	0.0%	0.0%	0.0%	50.0%	0.0%	-50.0%
<b>Total (Violent, Property &amp; Drug)</b>	<b>24.0%</b>	<b>42.9%</b>	<b>18.9%</b>	<b>36.6%</b>	<b>41.8%</b>	<b>5.1%</b>



Data contained within this report is dynamic in nature and numbers will change over time as the Ontario Provincial Police continue to investigate and solve crime.

**Data Utilized**

- Major Crimes
- Niche RMS All Offence Level Business Intelligence Cube

**Detachment:** 6L - GREY BRUCE

**Location code(s):** 6L10 - MARKDALE

**Area code(s):** 6083 - Dundalk, 6085 - Egremont, 6098 - Proton  
**Data source date:**

**Report Generated by:** 2019/10/19

Girdler, Brad

**Report Generated on:**

24-Oct-19 9:30:55 AM

PP-CSC-Operational Planning-4300



## Calls For Service (CFS) Billing Summary Report

### Township of Southgate July to August - 2019

Billing Categories <i>(Billing categories below do not match traditional crime groupings)</i>		2019				2018			
		July to August	Year to Date	Time Standard	Year To Date Weighted Hours	July to August	Year to Date	Time Standard	Year To Date Weighted Hours
Violent Criminal Code	Sexual Assault	2	7	15.9	111.3	1	6	15.9	95.4
	Assault With Weapon or Causing Bodily Harm-Level 2	1	3	15.9	47.7	1	4	15.9	63.6
	Assault-Level 1	2	14	15.9	222.6	0	9	15.9	143.1
	Robbery - Other	0	1	15.9	15.9	0	0		0.0
	Extortion	0	1	15.9	15.9	0	1	15.9	15.9
	Criminal Harassment	3	6	15.9	95.4	3	11	15.9	174.9
	Indecent/Harassing Communications	1	2	15.9	31.8	0	0		0.0
	Utter Threats -Master code	1	1	15.9	15.9	0	0		0.0
	Utter Threats to Person	4	12	15.9	190.8	3	5	15.9	79.5
	Other Criminal Code * against public order	0	0		0.0	1	1	15.9	15.9
	<b>Total</b>	<b>14</b>	<b>47</b>	<b>15.9</b>	<b>747.3</b>	<b>9</b>	<b>37</b>	<b>15.9</b>	<b>588.3</b>
Property Crime Violations	Arson - Others	0	0		0.0	0	1	6.8	6.8
	Break & Enter	3	11	6.8	74.8	1	7	6.8	47.6
	Unlawful in a dwelling house	0	0		0.0	1	1	6.8	6.8
	Break & Enter - Firearms	0	1	6.8	6.8	0	0		0.0
	Theft Over - Farm Equipment	0	0		0.0	1	1	6.8	6.8
	Theft FROM Motor Vehicle Over \$5,000	0	0		0.0	0	1	6.8	6.8
	Theft of Motor Vehicle	0	1	6.8	6.8	1	2	6.8	13.6
	Theft of - Automobile	0	0		0.0	1	1	6.8	6.8
	Theft of - Trucks	0	1	6.8	6.8	0	3	6.8	20.4
	Theft of - Motorcycles	0	0		0.0	1	2	6.8	13.6
	Theft of - Snow Vehicles	0	2	6.8	13.6	0	0		0.0
	Theft of - All Terrain Vehicles	0	0		0.0	1	1	6.8	6.8
	Theft of - Farm Vehicles	0	0		0.0	1	1	6.8	6.8
	Theft of - Construction Vehicles	0	1	6.8	6.8	0	0		0.0
	Theft Under -master code	0	1	6.8	6.8	0	2	6.8	13.6
	Theft Under - Construction Site	0	0		0.0	1	2	6.8	13.6
	Theft under - Bicycles	1	2	6.8	13.6	0	0		0.0
	Theft under - Persons	1	1	6.8	6.8	0	0		0.0
	Theft under - Trailers	3	3	6.8	20.4	0	1	6.8	6.8
	Theft under - Other Theft	2	6	6.8	40.8	1	9	6.8	61.2
	Theft under - Boat Motor	0	0		0.0	1	1	6.8	6.8



## Calls For Service (CFS) Billing Summary Report

### Township of Southgate July to August - 2019

Billing Categories <i>(Billing categories below do not match traditional crime groupings)</i>		2019				2018			
		July to August	Year to Date	Time Standard	Year To Date Weighted Hours	July to August	Year to Date	Time Standard	Year To Date Weighted Hours
Property Crime Violations	Theft Under - Gasoline Drive-off	5	19	6.8	129.2	9	27	6.8	183.6
	Theft FROM Motor Vehicle Under \$5,000	4	6	6.8	40.8	1	7	6.8	47.6
	Theft Under \$5,000 [SHOPLIFTING]	1	1	6.8	6.8	0	0		0.0
	Possession of Stolen Goods over \$5,000	0	2	6.8	13.6	0	0		0.0
	Possession of Stolen Goods under \$5,000	0	0		0.0	0	1	6.8	6.8
	Fraud - Steal/Forge/Poss./Use Credit Card	0	0		0.0	0	1	6.8	6.8
	Fraud - False Pretence <= \$5,000	0	1	6.8	6.8	1	4	6.8	27.2
	Fraud - Forgery & Uttering	0	0		0.0	0	1	6.8	6.8
	Fraud -Money/property/ security > \$5,000	0	3	6.8	20.4	0	2	6.8	13.6
	Fraud -Money/property/ security <= \$5,000	0	4	6.8	27.2	0	3	6.8	20.4
	Fraud - Other	1	4	6.8	27.2	7	9	6.8	61.2
	Personation with Intent (fraud)	0	0		0.0	1	1	6.8	6.8
	Identity Fraud	0	0		0.0	0	1	6.8	6.8
	Mischief - master code	0	9	6.8	61.2	1	9	6.8	61.2
	Mischief [Graffiti - Non Gang Related]	0	0		0.0	0	1	6.8	6.8
	Interfere with lawful use, enjoyment of property	0	0		0.0	0	1	6.8	6.8
	Property Damage	1	3	6.8	20.4	0	2	6.8	13.6
	<b>Total</b>	<b>22</b>	<b>82</b>	<b>6.8</b>	<b>557.6</b>	<b>31</b>	<b>106</b>	<b>6.8</b>	<b>720.8</b>
Other Criminal Code Violations (Excluding traffic)	Offensive Weapons-Possession of Weapons	1	2	7.9	15.8	0	0		0.0
	Offensive Weapons-Other Offensive Weapons	0	0		0.0	0	1	7.9	7.9
	Bail Violations - Fail To Comply	3	8	7.9	63.2	0	3	7.9	23.7
	Bail Violations - Others	0	0		0.0	1	1	7.9	7.9
	Possession Of Counterfeit Money	0	1	7.9	7.9	0	0		0.0
	Disturb the Peace	2	3	7.9	23.7	0	2	7.9	15.8
	Nudity -public/private property	0	1	7.9	7.9	0	0		0.0
	Public Morals	0	1	7.9	7.9	0	0		0.0
	Obstruct Public Peace Officer	1	1	7.9	7.9	0	0		0.0





## Calls For Service (CFS) Billing Summary Report

### Township of Southgate July to August - 2019

Billing Categories <i>(Billing categories below do not match traditional crime groupings)</i>		2019				2018			
		July to August	Year to Date	Time Standard	Year To Date Weighted Hours	July to August	Year to Date	Time Standard	Year To Date Weighted Hours
Other Criminal Code Violations (Excluding traffic)	Breach of Probation	3	6	7.9	47.4	0	4	7.9	31.6
	Utter Threats to injure animal	0	0		0.0	1	1	7.9	7.9
	Libel - Defamatory	0	1	7.9	7.9	0	0		0.0
	<b>Total</b>	<b>10</b>	<b>24</b>	<b>7.9</b>	<b>189.6</b>	<b>2</b>	<b>12</b>	<b>7.9</b>	<b>94.8</b>
Drug Possession	Possession Cannabis	0	0		0.0	0	2	6.4	12.8
	Drug related occurrence	0	3	6.4	19.2	1	4	6.4	25.6
	<b>Total</b>	<b>0</b>	<b>3</b>	<b>6.4</b>	<b>19.2</b>	<b>1</b>	<b>6</b>	<b>6.4</b>	<b>38.4</b>
Drugs	Trafficking Cocaine	0	0		0.0	0	1	37.0	37.0
	Trafficking Other Controlled Drugs and Substance Act	1	1	37.0	37.0	0	0		0.0
	Production - Other Controlled Drugs & Substances	0	0		0.0	1	1	37.0	37.0
	Production Cannabis (Marihuana) (Cultivation)	0	0		0.0	1	1	37.0	37.0
	<b>Total</b>	<b>1</b>	<b>1</b>	<b>37.0</b>	<b>37.0</b>	<b>2</b>	<b>3</b>	<b>37.0</b>	<b>111.0</b>
Statutes & Acts	Landlord/Tenant	2	12	3.3	39.6	7	16	3.3	52.8
	Mental Health Act	0	3	3.3	9.9	1	4	3.3	13.2
	Mental Health Act - No contact with Police	0	1	3.3	3.3	1	2	3.3	6.6
	Mental Health Act - Attempt Suicide	0	1	3.3	3.3	2	4	3.3	13.2
	Mental Health Act û Threat of Suicide	2	10	3.3	33.0	1	6	3.3	19.8
	Mental Health Act - Voluntary Transport	1	5	3.3	16.5	1	2	3.3	6.6
	Mental Health Act - Placed on Form	1	1	3.3	3.3	0	1	3.3	3.3
	Custody Dispute	0	0		0.0	1	1	3.3	3.3
	Trespass To Property Act	4	22	3.3	72.6	1	11	3.3	36.3
	Family Law Act -Other	0	1	3.3	3.3	0	0		0.0
	<b>Total</b>	<b>10</b>	<b>56</b>	<b>3.3</b>	<b>184.8</b>	<b>15</b>	<b>47</b>	<b>3.3</b>	<b>155.1</b>
Operational	Animal - Bear Complaint	0	0		0.0	1	1	3.6	3.6
	Animal - Left in Vehicle	0	0		0.0	0	1	3.6	3.6
	Animal Rabid	1	1	3.6	3.6	0	0		0.0
	Animal Bite	0	1	3.6	3.6	1	2	3.6	7.2
	Animal Stray	0	3	3.6	10.8	1	4	3.6	14.4
	Animal Injured	2	3	3.6	10.8	1	2	3.6	7.2
	Animal - Other	4	13	3.6	46.8	2	10	3.6	36.0
	Animal - Dog Owners Liability Act	2	4	3.6	14.4	0	0		0.0
	Alarm -Others	0	1	3.6	3.6	1	1	3.6	3.6



## Calls For Service (CFS) Billing Summary Report

### Township of Southgate July to August - 2019

Billing Categories <i>(Billing categories below do not match traditional crime groupings)</i>		2019				2018			
		July to August	Year to Date	Time Standard	Year To Date Weighted Hours	July to August	Year to Date	Time Standard	Year To Date Weighted Hours
Operational	Domestic Disturbance	22	66	3.6	237.6	14	40	3.6	144.0
	Suspicious Person	9	27	3.6	97.2	16	28	3.6	100.8
	Phone -Nuisance - No Charges Laid	1	2	3.6	7.2	0	3	3.6	10.8
	Phone -Other - No Charges Laid	1	5	3.6	18.0	0	4	3.6	14.4
	Fire - Building	2	5	3.6	18.0	0	5	3.6	18.0
	Fire - Vehicle	2	3	3.6	10.8	0	3	3.6	10.8
	Fire - Other	1	2	3.6	7.2	0	1	3.6	3.6
	Insecure Condition - Building	0	2	3.6	7.2	1	3	3.6	10.8
	Insecure Condition - Others	0	1	3.6	3.6	0	0		0.0
	Missing Person under 12	0	0		0.0	1	3	3.6	10.8
	Missing Person 12 & older	0	0		0.0	1	2	3.6	7.2
	Missing Person Located Under 12	0	1	3.6	3.6	0	0		0.0
	Missing Person Located 12 & older	1	3	3.6	10.8	3	4	3.6	14.4
	Noise Complaint -Master code	0	1	3.6	3.6	0	0		0.0
	Noise Complaint - Vehicle	1	1	3.6	3.6	0	0		0.0
	Noise Complaint - Residence	2	19	3.6	68.4	6	30	3.6	108.0
	Noise Complaint - Animal	1	1	3.6	3.6	1	3	3.6	10.8
	Noise Complaint - Others	1	1	3.6	3.6	2	7	3.6	25.2
	Accident -non MVC - Others	0	0		0.0	0	1	3.6	3.6
	Found - License Plate	0	1	3.6	3.6	0	0		0.0
	Found-Personal Accessories	2	4	3.6	14.4	0	2	3.6	7.2
	Found-Household Property	0	1	3.6	3.6	0	0		0.0
	Found-Bicycles	0	2	3.6	7.2	1	2	3.6	7.2
	Found-Others	0	1	3.6	3.6	1	2	3.6	7.2
	Lost Property -Master code	0	2	3.6	7.2	1	1	3.6	3.6
	Lost License Plate	1	2	3.6	7.2	0	2	3.6	7.2
	Lost - Computer, parts & accessories	0	1	3.6	3.6	0	0		0.0
	Lost-Personal Accessories	0	0		0.0	1	1	3.6	3.6
	Lost-Household Property	1	1	3.6	3.6	0	0		0.0



## Calls For Service (CFS) Billing Summary Report

### Township of Southgate July to August - 2019

Billing Categories <i>(Billing categories below do not match traditional crime groupings)</i>		2019				2018			
		July to August	Year to Date	Time Standard	Year To Date Weighted Hours	July to August	Year to Date	Time Standard	Year To Date Weighted Hours
Operational	Lost-Sporting Goods, Hobby Equip.	0	1	3.6	3.6	0	1	3.6	3.6
	Sudden Death - Natural Causes	0	7	3.6	25.2	3	6	3.6	21.6
	Suspicious Vehicle	6	19	3.6	68.4	0	9	3.6	32.4
	Trouble with Youth	4	7	3.6	25.2	3	4	3.6	14.4
	Medical Assistance - Other	0	2	3.6	7.2	0	0		0.0
	Vehicle Recovered - Automobile	0	2	3.6	7.2	0	0		0.0
	Vehicle Recovered - Trucks	0	1	3.6	3.6	0	3	3.6	10.8
	Vehicle Recovered - Other	0	1	3.6	3.6	0	1	3.6	3.6
	Unwanted Persons	0	5	3.6	18.0	1	10	3.6	36.0
	Neighbour Dispute	13	28	3.6	100.8	16	30	3.6	108.0
	Bomb Threat	1	1	3.6	3.6	0	0		0.0
	By-Law -Master code	0	0		0.0	1	1	3.6	3.6
	Noise By-Law	2	4	3.6	14.4	0	4	3.6	14.4
	Firearms (Discharge) By-Law	0	3	3.6	10.8	1	2	3.6	7.2
	Other Municipal By-Laws	3	11	3.6	39.6	4	10	3.6	36.0
	Traffic By-Law	0	3	3.6	10.8	0	2	3.6	7.2
	Assist Fire Department	0	2	3.6	7.2	0	4	3.6	14.4
	Assist Public	10	23	3.6	82.8	10	35	3.6	126.0
	Compassionate Message	0	0		0.0	1	2	3.6	7.2
	Family Dispute	8	30	3.6	108.0	4	22	3.6	79.2
	<b>Total</b>	<b>104</b>	<b>331</b>	<b>3.6</b>	<b>1,191.6</b>	<b>100</b>	<b>314</b>	<b>3.6</b>	<b>1,130.4</b>
Operational2	False Alarm-Accidental Trip	0	4	1.3	5.2	1	1	1.3	1.3
	False Alarm-Malfunction	2	5	1.3	6.5	1	3	1.3	3.9
	False Alarm -Others	7	10	1.3	13.0	1	8	1.3	10.4
	False Alarm -Cancelled	1	4	1.3	5.2	1	3	1.3	3.9
	Keep the Peace	4	11	1.3	14.3	8	11	1.3	14.3
	911 call / 911 hang up	9	50	1.3	65.0	13	40	1.3	52.0
	911 hang up - Pocket Dial	13	26	1.3	33.8	0	0		0.0
	911 call - Dropped Cell	16	22	1.3	28.6	3	5	1.3	6.5
	<b>Total</b>	<b>52</b>	<b>132</b>	<b>1.3</b>	<b>171.6</b>	<b>28</b>	<b>71</b>	<b>1.3</b>	<b>92.3</b>
Traffic	MVC - Personal Injury (MOTOR VEHICLE COLLISION)	0	4	3.4	13.6	2	9	3.4	30.6
	MVC - Prop. Dam. Non Reportable	3	18	3.4	61.2	3	22	3.4	74.8



## Calls For Service (CFS) Billing Summary Report

### Township of Southgate July to August - 2019

Billing Categories <i>(Billing categories below do not match traditional crime groupings)</i>		2019				2018			
		July to August	Year to Date	Time Standard	Year To Date Weighted Hours	July to August	Year to Date	Time Standard	Year To Date Weighted Hours
Traffic	MVC - Prop. Dam. Reportable (MOTOR VEHICLE COLLISION)	7	26	3.4	88.4	4	34	3.4	115.6
	MVC - Prop. Dam. Failed to Remain (MOTOR VEHICLE COLLISION)	0	2	3.4	6.8	2	3	3.4	10.2
	MVC - Fatal (MOTOR VEHICLE COLLISION)	1	1	3.4	3.4	0	0		0.0
	MVC - Others (MOTOR VEHICLE COLLISION)	0	0		0.0	0	1	3.4	3.4
	Road Rage	1	1	3.4	3.4	0	0		0.0
	<b>Total</b>	<b>12</b>	<b>52</b>	<b>3.4</b>	<b>176.8</b>	<b>11</b>	<b>69</b>	<b>3.4</b>	<b>234.6</b>
<b>Total</b>		<b>225</b>	<b>728</b>		<b>3,275.5</b>	<b>199</b>	<b>665</b>		<b>3,165.7</b>

#### Note to Detachment Commanders:

- The content of each report is to be shared by the Detachment Commander only with the municipality for which it was generated. The municipality may treat this as a public document and distribute it as they wish.
- All data is sourced from the Niche RMS application. Included are 'reported' occurrences (actuals and unfounded occurrences) for 'billable' occurrences ONLY. Data is refreshed on a weekly basis.
- The Traffic category includes motor vehicle collision (MVC) occurrences entered into Niche (UCR code 8521). MVCs are NOT sourced from the eCRS application for this report.
- Only the primary violation is counted within an occurrence.
- Time standards displayed are for the 2017 billing period.

#### Note to Municipalities:

- Data contained within this report is dynamic in nature and numbers will change over time as the Ontario Provincial Police continues to investigate and solve crime.
- This report is NOT to be used for crime trend analysis as not all occurrences are included.
- Data groupings within this report do not match traditional crime groupings seen in other public reports such as the OPP Police Services Board reports or Statistics Canada reporting.

Updated : Tuesday, October 22, 2019 - Current Period : 1999/12/31

**6L00 - GREY BRUCE** **Current\_Previous Year** All Offence Hours of Day All Offence Days of Week **July** All Coverage Types **Traffic Charges (Big 4) - PSB Report** All Offence Act Part Types All Courts All Badges All License Plate Location All Offender Gender All Offender Age Group All Date Added All Prior Offence Date MEASURES

Offence Count as values		Speeding	Seatbelt	<i>Impaired</i>	<i>Distracted</i>	Traffic Charges (Big 4) - PSB Report
<b>2018</b>	<b>July</b>	133	0	<i>10</i>	3	<b>146</b>
<b>2019</b>	<b>July</b>	389	2	<i>34</i>	4	<b>429</b>
<b>Current_Previous Year</b>		<b>522</b>	<b>2</b>	<b>44</b>	<b>7</b>	<b>575</b>

Updated : Tuesday, October 22, 2019 - Current Period : 1999/12/31

**6L00 - GREY BRUCE** **Current\_Previous Year** All Offence Hours of Day All Offence Days of Week **August** All Coverage Types **Traffic Charges (Big 4) - PSB Report** All Offence Act Part Types All Courts All Badges All License Plate Location All Offender Gender All Offender Age Group All Date Added All Prior Offence Date MEASURES

Offence Count as values		Speeding	Seatbelt	<i>Impaired</i>	<i>Distracted</i>	Traffic Charges (Big 4) - PSB Report
<b>2018</b>	<b>August</b>	204	1	7	5	<b>217</b>
<b>2019</b>	<b>August</b>	370	2	22	1	<b>395</b>
<b>Current_Previous Year</b>		<b>574</b>	<b>3</b>	<b>29</b>	<b>6</b>	<b>612</b>

Updated : Tuesday, October 22, 2019 - Current Period : 1999/12/31

**6L00 - GREY BRUCE** **Current\_Previous Year** All Offence Hours of Day All Offence Days of Week **July** All Coverage Types **CC\_Provincial Statutes** All Offence Act Part Types All Courts All Badges All License Plate Location All Offender Gender All Offender Age Group All Date Added All Prior Offence Date MEASURES

Offence Count as values		HTA	CC-Traffic (Revised)	CC-Non-Traffic (Revised)	LLA	Other	CC_Provincial Statutes
2018	July	229	12	99	16	41	397
2019	July	575	43	98	26	38	780
Current_Previous Year		804	55	197	42	79	1,177

Zero suppression rows and columns. Suppression options applied: zero values, division by zero, missing values, overflow values.

Updated : Tuesday, October 22, 2019 - Current Period : 1999/12/31

**6L00 - GREY BRUCE** **Current\_Previous Year** All Offence Hours of Day All Offence Days of Week **August** All Coverage Types **CC\_Provincial Statutes** All Offence Act Part Types All Courts All Badges All License Plate Location All Offender Gender All Offender Age Group All Date Added All Prior Offence Date MEASURES

Offence Count as values		HTA	CC-Traffic (Revised)	CC-Non-Traffic (Revised)	LLA	Other	CC_Provincial Statutes
2018	August	281	11	83	7	28	410
2019	August	574	27	138	21	34	794
Current_Previous Year		855	38	221	28	62	1,204

Zero suppression rows and columns. Suppression options applied: zero values, division by zero, missing values, overflow values.



Wednesday, October 23, 2019

## Traffic File Control Register

Report Period: 01-JUL-2019 thru 31-AUG-2019

Report Criteria --> Detachment Code starting with {6L00} Report Type equals {\*} Incident Type equals {\*}

S t a t u s	Incident Date	Incident Time	Location	Jurisdiction	RdHwy Intersection	Incident Type	Primary Cause	Report Type
C	02-Jul-19	11:50	GREY ROAD 9	SOUTHGATE TWP	sideroad 49	Property Damage Only	Animal - Wild or Domestic	Motor Vehicle
C	03-Jul-19	11:00	10 HIGHWAY 10	SOUTHGATE TWP	220 SIDEROAD	Non-Fatal Injury	Lost control	Motor Vehicle
C	05-Jul-19	21:00	SOUTHGATE ROAD 22	SOUTHGATE TWP	SOUTHGATE SRD 47	Property Damage Only	Animal - Wild or Domestic	Motor Vehicle
C	07-Jul-19	14:15	GREY ROAD 9	SOUTHGATE TWP	IDA STREET	Property Damage Only	Failed to yield right of way	Motor Vehicle
C	04-Jul-19	13:20	10 HIGHWAY 10	SOUTHGATE TWP	SOUTHGATE ROAD 26	Property Damage Only	Improper turn	Motor Vehicle
C	20-Jul-19	21:04	SOUTHGATE SRD 49	SOUTHGATE TWP	SOUTHGATE ROAD 22	Property Damage Only	Debris on roadway	Motor Vehicle
C	24-Jul-19	13:22	10 HIGHWAY 10	SOUTHGATE TWP	SOUTHGATE-GLENELG	Non-Fatal Injury	Failed to yield right of way	Motor Vehicle
C	29-Jul-19	22:45	SOUTHGATE ROAD 24	SOUTHGATE TWP	SOUTHGATE SRD 61	Fatal Injury	Speed -- excessive	Motor Vehicle
C	01-Aug-19	12:25	10 parking lot	SOUTHGATE TWP	parking lot	Property Damage Only	Other	Motor Vehicle
C	27-Jul-19	8:20	10 HIGHWAY 10	SOUTHGATE TWP	SOUTHGATE ROAD 26	Property Damage Only	Lost control	Motor Vehicle
C	08-Aug-19	13:25	SOUTHGATE SRD 75	SOUTHGATE TWP	SOUTHGATE ROAD 24	Property Damage Only	Failed to yield right of way	Motor Vehicle
I	31-Aug-19	13:41	GREY ROAD 8	SOUTHGATE TWP	SOUTHGATE ROAD 14	Property Damage Only	Unknown	Motor Vehicle