



# Township of Southgate



**POLICE SERVICE BOARD**  
**MAY 19<sup>TH</sup>, 2020**



# Detachment Commander's Update



## **Detachment Commander's Message**

Hello:

I am pleased to present the Southgate Police Services Board report. Members of the Grey Bruce Detachment continue to be committed to traffic safety through proactive enforcement efforts making Southgate a safe place to live and work.

In addition, Grey Bruce Detachment continues to work closely with community partners to provide better outcomes living with mental health/addiction.

The Ontario Provincial Police is committed to safe communities and our efforts are reflected in this report.

Thanks and take care,

Jennifer Ormsby  
A/Inspector, Detachment Commander  
Grey Bruce  
Ontario Provincial Police

## **Statistical Analysis**

Statistical information related to Criminal Code and Provincial Offences charges is contained within the Integrated Court Office Network (ICON). Due to a variety of data processing delay issues, accurate and reliable information is only available by analyzing data from 2 months or more prior to the report run date.

## **TRAINING:**

Training is ongoing.

## **MEDIA RELATIONS REPORT:**

Month	No. of Releases	Educational Releases
January	15	<ul style="list-style-type: none"><li>Provincial AMBER Alert Program Proven Successful in 2019</li><li>15 Drivers Charged with Impaired from Festive RIDE</li></ul>
February	13	<ul style="list-style-type: none"><li>Reminder to Not Drive While Impaired by Alcohol or Drugs during Super Bowl Weekend</li><li>OPP Urge Drivers to Refrain from All Non-Essential Travel Due to Poor Weather Conditions</li></ul>
March	8	<ul style="list-style-type: none"><li>Fatal Head on Vehicle Collision</li><li>Vehicle Stolen from Southgate Township Yard Recovered</li></ul>

## **COMMUNITY SERVICE REPORT:**

- School Patrol at Egremont Community School, Dundalk Highpoint School, and Proton Community School.
- S.R.Y.O. completed a Regional project of compiling all of the 17 schools (that are policed by the Grey-Bruce O.P.P.) Lockdown Safety Plans and updated school maps to assist police in emergency situations.
- S.R.Y.O. attended and participated the Youth Substance meeting at the Grey Bruce Health Unit in Owen Sound. This working group consists of several Police Agencies, Government agencies (including Canadian Mental Health Association, Grey-Bruce Health Unit) and other community members' agencies and partners designed to help young people that may be suffering with addictions.

## **DETACHMENT INITIATIVES:**

Ongoing traffic initiatives targeting problem areas such as speeding, seat belt use, and distracting driving.

## **AUXILIARY UNIT:**

<u>Unit Hours</u>	<u>January</u>	<u>February</u>	<u>March</u>
Administration	5.00	2.00	6.00
Community Policing	0.00	0.00	0.00
Court	0.00	0.00	0.00
Major Event	0.00	0.00	0.00
Patrol	7.00	7.00	0.00
Training	0.00	0.00	2.00
<b>TOTALS</b>	<b>12.00</b>	<b>9.00</b>	<b>8.00</b>

Two new Auxiliary members set to graduate in May. This may be delayed due to the on-going COVID-19 outbreak.

## **ACTION PLAN (Grey Bruce Detachment):**

### **R.I.D.E. Hours**

<b>2020 – YTD:</b>	<b>8.50</b>
<b>January:</b>	2.00
<b>February:</b>	5.50
<b>March:</b>	1.00

### **Foot Patrol Hours**

<b>2020 – YTD:</b>	<b>34.75</b>
<b>January:</b>	14.25
<b>February:</b>	10.75
<b>March:</b>	9.75

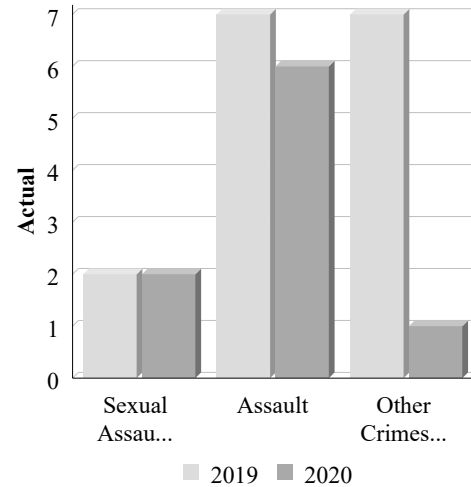
### **Arrests – Impaired by Drugs**

<b>2020 – YTD:</b>	<b>1.00</b>
<b>January:</b>	1.00
<b>February:</b>	0.00
<b>March:</b>	0.00

**Police Services Board Report for Township of Southgate**  
**Records Management System**  
**January to March - 2020**

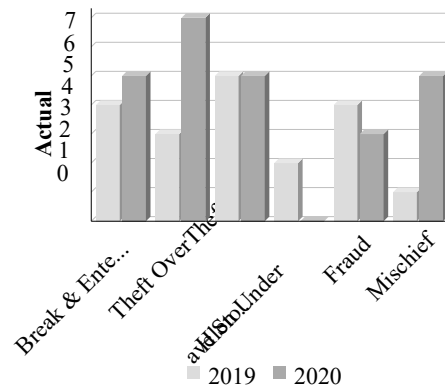
**Violent Crime**

Actual	January to March			Year to Date - March		
	2019	2020	% Change	2019	2020	% Change
Murder	0	0	--	0	0	--
Other Offences Causing Death	0	0	--	0	0	--
Attempted Murder	0	0	--	0	0	--
Sexual Assault	2	2	0.0%	2	2	0.0%
Assault	7	6	-14.3%	7	6	-14.3%
Abduction	0	0	--	0	0	--
Robbery	0	0	--	0	0	--
Other Crimes Against a Person	7	1	-85.7%	7	1	-85.7%
<b>Total</b>	<b>16</b>	<b>9</b>	<b>-43.8%</b>	<b>16</b>	<b>9</b>	<b>-43.8%</b>



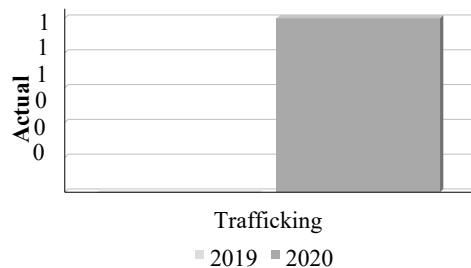
**Property Crime**

Actual	January to March			Year to Date - March		
	2019	2020	% Change	2019	2020	% Change
Arson	0	0	--	0	0	--
Break & Enter	4	5	25.0%	4	5	25.0%
Theft Over	3	7	133.3%	3	7	133.3%
Theft Under	5	5	0.0%	5	5	0.0%
Have Stolen Goods	2	0	-100.0%	2	0	-100.0%
Fraud	4	3	-25.0%	4	3	-25.0%
Mischief	1	5	400.0%	1	5	400.0%
<b>Total</b>	<b>19</b>	<b>25</b>	<b>31.6%</b>	<b>19</b>	<b>25</b>	<b>31.6%</b>



**Drug Crime**

Actual	January to March			Year to Date - March		
	2019	2020	% Change	2019	2020	% Change
Possession	0	0	--	0	0	--
Trafficking	0	1	--	0	1	--
Importation and Production	0	0	--	0	0	--
<b>Total</b>	<b>0</b>	<b>1</b>	<b>--</b>	<b>0</b>	<b>1</b>	<b>--</b>



**Detachment:** 6L - GREY BRUCE

**Location code(s):** 6L10 - MARKDALE

**Area code(s):** 6083 - Dundalk, 6085 - Egremont, 6098 - Proton Data

**source date:**

**Report Generated by:** 2020/05/02

Girdler, Brad

**Report Generated on:**

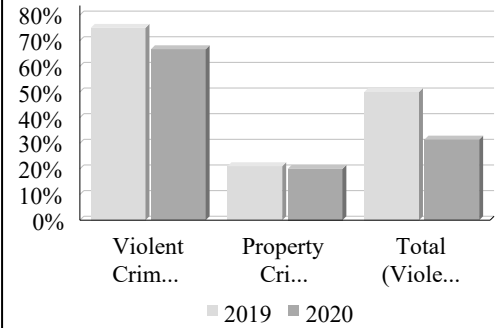
6-May-20 1:04:45 PM

PP-CSC-Operational Planning-4300

**Police Services Board Report for Township of Southgate**  
**Records Management System**  
**January to March - 2020**

**Clearance Rate**

Clearance Rate	January to March			Year to Date - March		
	2019	2020	Difference	2019	2020	Difference
Violent Crime	75.0%	66.7%	-8.3%	75.0%	66.7%	-8.3%
Property Crime	21.0%	20.0%	-1.0%	21.0%	20.0%	-1.0%
Drug Crime	--	0.0%	--	--	0.0%	--
<b>Total (Violent, Property &amp; Drug)</b>	<b>50.0%</b>	<b>31.4%</b>	<b>-18.6%</b>	<b>50.0%</b>	<b>31.4%</b>	<b>-18.6%</b>



Data contained within this report is dynamic in nature and numbers will change over time as the Ontario Provincial Police continue to investigate and solve crime.

**Data Utilized**

- Major Crimes
- Niche RMS All Offence Level Business Intelligence Cube

**Detachment:** 6L - GREY BRUCE

**Location code(s):** 6L10 - MARKDALE

**Area code(s):** 6083 - Dundalk, 6085 - Egremont, 6098 - Proton **Data**

**source date:**

**Report Generated by:** 2020/05/02

Girdler, Brad

**Report Generated on:**

6-May-20 1:04:45 PM

PP-CSC-Operational Planning-4300



## Calls For Service (CFS) Billing Summary Report

### Township of Southgate January to March - 2020

Billing Categories <i>(Billing categories below do not match traditional crime groupings)</i>		2020				2019			
		January to March	Year to Date	Time Standard	Year To Date Weighted Hours	January to March	Year to Date	Time Standard	Year To Date Weighted Hours
Violent Criminal Code	Sexual Assault	2	2	15.9	31.8	2	2	15.9	31.8
	Assault With Weapon or Causing Bodily Harm-Level 2	0	0		0.0	1	1	15.9	15.9
	Assault-Level 1	6	6	15.9	95.4	10	10	15.9	159.0
	Extortion	0	0		0.0	1	1	15.9	15.9
	Indecent/Harassing Communications	2	2	15.9	31.8	1	1	15.9	15.9
	Utter Threats to Person	1	1	15.9	15.9	5	5	15.9	79.5
	<b>Total</b>	<b>11</b>	<b>11</b>	<b>15.9</b>	<b>174.9</b>	<b>20</b>	<b>20</b>	<b>15.9</b>	<b>318.0</b>
Property Crime Violations	Arson - Building	1	1	6.8	6.8	0	0		0.0
	Break & Enter	7	7	6.8	47.6	3	3	6.8	20.4
	Break & Enter - Firearms	0	0		0.0	1	1	6.8	6.8
	Theft Over -master code	1	1	6.8	6.8	0	0		0.0
	Theft of Motor Vehicle	3	3	6.8	20.4	1	1	6.8	6.8
	Theft of - Automobile	1	1	6.8	6.8	0	0		0.0
	Theft of - Trucks	1	1	6.8	6.8	1	1	6.8	6.8
	Theft of - Snow Vehicles	1	1	6.8	6.8	1	1	6.8	6.8
	Theft Under -master code	0	0		0.0	1	1	6.8	6.8
	Theft Under - Construction Site	1	1	6.8	6.8	0	0		0.0
	Theft under - Other Theft	1	1	6.8	6.8	0	0		0.0
	Theft Under - Gasoline Drive-off	2	2	6.8	13.6	6	6	6.8	40.8
	Theft FROM Motor Vehicle Under \$5,000	3	3	6.8	20.4	1	1	6.8	6.8
	Possession of Stolen Goods over \$5,000	0	0		0.0	2	2	6.8	13.6
	Fraud - False Pretence <= \$5,000	1	1	6.8	6.8	0	0		0.0
	Fraud - Fraud through mails	1	1	6.8	6.8	0	0		0.0
	Fraud -Money/property/ security > \$5,000	0	0		0.0	1	1	6.8	6.8
	Fraud -Money/property/ security <= \$5,000	2	2	6.8	13.6	2	2	6.8	13.6
	Fraud - Other	1	1	6.8	6.8	2	2	6.8	13.6
	Mischief - master code	2	2	6.8	13.6	1	1	6.8	6.8
	Mischief [Graffiti - Non Gang Related]	1	1	6.8	6.8	0	0		0.0
	Interfere with lawful use, enjoyment of property	1	1	6.8	6.8	0	0		0.0
	<b>Total</b>	<b>31</b>	<b>31</b>	<b>6.8</b>	<b>210.8</b>	<b>23</b>	<b>23</b>	<b>6.8</b>	<b>156.4</b>



## Calls For Service (CFS) Billing Summary Report

### Township of Southgate January to March - 2020

Billing Categories <i>(Billing categories below do not match traditional crime groupings)</i>		2020				2019			
		January to March	Year to Date	Time Standard	Year To Date Weighted Hours	January to March	Year to Date	Time Standard	Year To Date Weighted Hours
Other Criminal Code Violations (Excluding traffic)	Bail Violations - Fail To Comply	3	3	7.9	23.7	2	2	7.9	15.8
	Disturb the Peace	2	2	7.9	15.8	1	1	7.9	7.9
	Child Pornography - Print/publish child pornography	1	1	7.9	7.9	0	0		0.0
	Breach of Probation	0	0		0.0	3	3	7.9	23.7
	Disturb religious meeting	1	1	7.9	7.9	0	0		0.0
	Libel - Defamatory	0	0		0.0	1	1	7.9	7.9
	<b>Total</b>	<b>7</b>	<b>7</b>	<b>7.9</b>	<b>55.3</b>	<b>7</b>	<b>7</b>	<b>7.9</b>	<b>55.3</b>
Drug Possession	Drug related occurrence	1	1	6.4	6.4	1	1	6.4	6.4
	<b>Total</b>	<b>1</b>	<b>1</b>	<b>6.4</b>	<b>6.4</b>	<b>1</b>	<b>1</b>	<b>6.4</b>	<b>6.4</b>
Drugs	Trafficking Cocaine	1	1	37.0	37.0	0	0		0.0
	<b>Total</b>	<b>1</b>	<b>1</b>	<b>37.0</b>	<b>37.0</b>	<b>0</b>	<b>0</b>		<b>0.0</b>
Statutes & Acts	Landlord/Tenant	3	3	3.3	9.9	7	7	3.3	23.1
	Mental Health Act	7	7	3.3	23.1	0	0		0.0
	Mental Health Act - No contact with Police	0	0		0.0	1	1	3.3	3.3
	Mental Health Act û Threat of Suicide	5	5	3.3	16.5	2	2	3.3	6.6
	Mental Health Act - Voluntary Transport	1	1	3.3	3.3	1	1	3.3	3.3
	Trespass To Property Act	4	4	3.3	13.2	13	13	3.3	42.9
	Family Law Act -Other	0	0		0.0	1	1	3.3	3.3
	<b>Total</b>	<b>20</b>	<b>20</b>	<b>3.3</b>	<b>66.0</b>	<b>25</b>	<b>25</b>	<b>3.3</b>	<b>82.5</b>
Operational	Animal Stray	4	4	3.6	14.4	2	2	3.6	7.2
	Animal - Other	1	1	3.6	3.6	5	5	3.6	18.0
	Animal - Dog Owners Liability Act	0	0		0.0	1	1	3.6	3.6
	Alarm -Others	0	0		0.0	1	1	3.6	3.6
	Domestic Disturbance	20	20	3.6	72.0	18	18	3.6	64.8
	Suspicious Person	14	14	3.6	50.4	8	8	3.6	28.8
	Phone -Other - No Charges Laid	1	1	3.6	3.6	0	0		0.0
	Text- related Incident (Texting)	1	1	3.6	3.6	0	0		0.0
	Fire - Building	1	1	3.6	3.6	1	1	3.6	3.6
	Fire - Vehicle	1	1	3.6	3.6	0	0		0.0
	Insecure Condition - Master code	2	2	3.6	7.2	0	0		0.0
	Insecure Condition - Building	0	0		0.0	2	2	3.6	7.2





## Calls For Service (CFS) Billing Summary Report

### Township of Southgate January to March - 2020

Billing Categories <i>(Billing categories below do not match traditional crime groupings)</i>		2020				2019			
		January to March	Year to Date	Time Standard	Year To Date Weighted Hours	January to March	Year to Date	Time Standard	Year To Date Weighted Hours
Operational	Insecure Condition - Others	0	0		0.0	1	1	3.6	3.6
	Missing Person Located 12 & older	1	1	3.6	3.6	1	1	3.6	3.6
	Noise Complaint -Master code	6	6	3.6	21.6	1	1	3.6	3.6
	Noise Complaint - Residence	3	3	3.6	10.8	8	8	3.6	28.8
	Accident - non-MVC - Master code	1	1	3.6	3.6	0	0		0.0
	Found Property -Master code	3	3	3.6	10.8	0	0		0.0
	Found - License Plate	0	0		0.0	1	1	3.6	3.6
	Found-Personal Accessories	0	0		0.0	1	1	3.6	3.6
	Found-Household Property	0	0		0.0	1	1	3.6	3.6
	Found-Bicycles	0	0		0.0	1	1	3.6	3.6
	Lost License Plate	0	0		0.0	1	1	3.6	3.6
	Lost-Sporting Goods, Hobby Equip.	0	0		0.0	1	1	3.6	3.6
	Sudden Death - Suicide	1	1	3.6	3.6	0	0		0.0
	Sudden Death - Natural Causes	0	0		0.0	3	3	3.6	10.8
	Suspicious Vehicle	8	8	3.6	28.8	4	4	3.6	14.4
	Trouble with Youth	2	2	3.6	7.2	1	1	3.6	3.6
	Vehicle Recovered - Automobile	1	1	3.6	3.6	0	0		0.0
	Vehicle Recovered - Trucks	0	0		0.0	1	1	3.6	3.6
	Unwanted Persons	2	2	3.6	7.2	1	1	3.6	3.6
	Neighbour Dispute	15	15	3.6	54.0	4	4	3.6	14.4
	Firearms (Discharge) By-Law	0	0		0.0	2	2	3.6	7.2
	Other Municipal By-Laws	0	0		0.0	3	3	3.6	10.8
	Traffic By-Law	0	0		0.0	1	1	3.6	3.6
	Assist Public	16	16	3.6	57.6	9	9	3.6	32.4
	Family Dispute	11	11	3.6	39.6	9	9	3.6	32.4
	<b>Total</b>	<b>115</b>	<b>115</b>	<b>3.6</b>	<b>414.0</b>	<b>93</b>	<b>93</b>	<b>3.6</b>	<b>334.8</b>
Operational2	False Alarm-Malfunction	0	0		0.0	2	2	1.3	2.6
	False Alarm -Others	10	10	1.3	13.0	0	0		0.0
	False Alarm -Cancelled	0	0		0.0	2	2	1.3	2.6
	Keep the Peace	8	8	1.3	10.4	1	1	1.3	1.3



## Calls For Service (CFS) Billing Summary Report

### Township of Southgate January to March - 2020

Billing Categories <i>(Billing categories below do not match traditional crime groupings)</i>		2020				2019			
		January to March	Year to Date	Time Standard	Year To Date Weighted Hours	January to March	Year to Date	Time Standard	Year To Date Weighted Hours
Operational2	911 call / 911 hang up	7	7	1.3	9.1	14	14	1.3	18.2
	911 hang up - Pocket Dial	0	0		0.0	6	6	1.3	7.8
	911 call - Dropped Cell	3	3	1.3	3.9	3	3	1.3	3.9
	<b>Total</b>	<b>28</b>	<b>28</b>	<b>1.3</b>	<b>36.4</b>	<b>28</b>	<b>28</b>	<b>1.3</b>	<b>36.4</b>
Traffic	MVC - Personal Injury (MOTOR VEHICLE COLLISION)	3	3	3.4	10.2	4	4	3.4	13.6
	MVC - Prop. Dam. Non Reportable	9	9	3.4	30.6	9	9	3.4	30.6
	MVC - Prop. Dam. Reportable (MOTOR VEHICLE COLLISION)	18	18	3.4	61.2	10	10	3.4	34.0
	MVC - Prop. Dam. Failed to Remain (MOTOR VEHICLE COLLISION)	0	0		0.0	1	1	3.4	3.4
	<b>Total</b>	<b>30</b>	<b>30</b>	<b>3.4</b>	<b>102.0</b>	<b>24</b>	<b>24</b>	<b>3.4</b>	<b>81.6</b>
<b>Total</b>		<b>244</b>	<b>244</b>		<b>1,102.8</b>	<b>221</b>	<b>221</b>		<b>1,071.4</b>

#### Note to Detachment Commanders:

- The content of each report is to be shared by the Detachment Commander only with the municipality for which it was generated. The municipality may treat this as a public document and distribute it as they wish.
- All data is sourced from the Niche RMS application. Included are 'reported' occurrences (actuals and unfounded occurrences) for 'billable' occurrences ONLY. Data is refreshed on a weekly basis.
- The Traffic category includes motor vehicle collision (MVC) occurrences entered into Niche (UCR code 8521). MVCs are NOT sourced from the eCRS application for this report.
- Only the primary violation is counted within an occurrence.
- Time standards displayed are for the 2017 billing period.

#### Note to Municipalities:

- Data contained within this report is dynamic in nature and numbers will change over time as the Ontario Provincial Police continues to investigate and solve crime.
- This report is NOT to be used for crime trend analysis as not all occurrences are included.
- Data groupings within this report do not match traditional crime groupings seen in other public reports such as the OPP Police Services Board reports or Statistics Canada reporting.

Updated : Thursday, March 12, 2020 - Current Period : 1999/12/31

**6L - GREY BRUCE2020** All Offence Hours of Day All Offence Days of Week **January** All Coverage Types  
**Traffic Charges (Big 4) - PSB Report** All Offence Act Part Types All Courts All Badges All License Plate Location  
All Offender Gender All Offender Age Group All Date Added All Prior Offence Date MEASURES

Offence Count as values		Speeding	Seatbelt	<i>Impaired</i>	<i>Distracted</i>	Traffic Charges (Big 4) - PSB Report
2020 Q 1	January	112	1	21	0	134
2020		112	1	21	0	134

Updated : Thursday, March 12, 2020 - Current Period : 1999/12/31

**6L - GREY BRUCE2020** All Offence Hours of Day All Offence Days of Week **January** All Coverage Types  
**CC\_Provincial Statutes** All Offence Act Part Types All Courts All Badges All License Plate Location All Offender  
 Gender All Offender Age Group All Date Added All Prior Offence Date MEASURES

Offence Count as values		HTA	CC-Traffic (Revised)	CC-Non-Traffic (Revised)	LLA	Other	CC_Provincial Statutes
2020 Q 1	January	190	21	61	4	21	297
2020		190	21	61	4	21	297

Zero suppression rows and columns. Suppression options applied: zero values, division by zero, missing values, overflow values.

Updated : Thursday, March 12, 2020 - Current Period : 1999/12/31

**6L - GREY BRUCE2020** All Offence Hours of Day All Offence Days of Week **February** All Coverage Types  
**Traffic Charges (Big 4) - PSB Report** All Offence Act Part Types All Courts All Badges All License Plate Location  
All Offender Gender All Offender Age Group All Date Added All Prior Offence Date MEASURES

Offence Count as values		Speeding	Seatbelt	<i>Impaired</i>	<i>Distracted</i>	Traffic Charges (Big 4) - PSB Report
2020 Q 1	February	87	0	7	1	95
2020		87	0	7	1	95

Updated : Thursday, March 12, 2020 - Current Period : 1999/12/31

**6L - GREY BRUCE2020** All Offence Hours of Day All Offence Days of Week **February** All Coverage Types  
**CC\_Provincial Statutes** All Offence Act Part Types All Courts All Badges All License Plate Location All Offender  
 Gender All Offender Age Group All Date Added All Prior Offence Date MEASURES

Offence Count as values		HTA	CC-Traffic (Revised)	CC-Non-Traffic (Revised)	LLA	Other	CC_Provincial Statutes
2020 Q 1	February	129	7	43	1	18	198
2020		129	7	43	1	18	198

Zero suppression rows and columns. Suppression options applied: zero values, division by zero, missing values, overflow values.

Updated : Wednesday, April 15, 2020 - Current Period : 1999/12/31

**6L - GREY BRUCE2020** All Offence Hours of Day All Offence Days of Week **March** All Coverage Types **Traffic Charges (Big 4) - PSB Report** All Offence Act Part Types All Courts All Badges All License Plate Location All Offender Gender All Offender Age Group All Date Added All Prior Offence Date MEASURES

Offence Count as values		Speeding	Seatbelt	<i>Impaired</i>	<i>Distracted</i>	Traffic Charges (Big 4) - PSB Report
2020 Q 1	March	35	1	4	0	40
2020		35	1	4	0	40

Updated : Wednesday, April 15, 2020 - Current Period : 1999/12/31

**6L - GREY BRUCE2020** All Offence Hours of Day All Offence Days of Week **March** All Coverage Types  
**CC\_Provincial Statutes** All Offence Act Part Types All Courts All Badges All License Plate Location All Offender  
 Gender All Offender Age Group All Date Added All Prior Offence Date MEASURES

Offence Count as values		HTA	CC-Traffic (Revised)	CC-Non-Traffic (Revised)	LLA	Other	CC_Provincial Statutes
2020 Q 1	March	57	5	41	2	11	116
2020		57	5	41	2	11	116

Zero suppression rows and columns. Suppression options applied: zero values, division by zero, missing values, overflow values.



Tuesday, May 5, 2020

## Traffic File Control Register

Report Period: 01-JAN-2020 thru 31-MAR-2020

Report Criteria --> Detachment Code starting with {6L00} Report Type equals {\*} Incident Type equals {\*}

S t a t u s	Incident Date	Incident Time	Self- Report ed	Location	Jurisdiction	RdHwy Intersection	Incident Type	Primary Cause	Report Type
C	01-Jan-20	23:46	No	SOUTHGATE SRD 49	SOUTHGATE TWP	SOUTHGATE ROAD 10	Property Damage Only	Other	Motor Vehicle
C	02-Jan-20	6:45	No	SOUTHGATE SRD 49	SOUTHGATE TWP	SOUTHGATE ROAD 08	Property Damage Only	Lost control	Motor Vehicle
C	01-Jan-20	3:37	No	GREY ROAD 9	SOUTHGATE TWP	GOODFELLOW RD	Property Damage Only	Speed -- too fast for conditions	Motor Vehicle
C	08-Jan-20	5:30	No	10 HIGHWAY 10	SOUTHGATE TWP	Southgate road 22	Property Damage Only	Speed -- too fast for conditions	Motor Vehicle
C	05-Jan-20	18:10	No	SOUTHGATE SRD 49	SOUTHGATE TWP	SOUTHGATE ROAD 22	Non-Fatal Injury	Speed -- too fast for conditions	Motor Vehicle
C	13-Jan-20	7:00	No	GREY ROAD 9	SOUTHGATE TWP	SOUTHGATE SRD 61	Property Damage Only	Animal - Wild or Domestic	Motor Vehicle
C	13-Jan-20	10:30	No	GREY ROAD 14	SOUTHGATE TWP	ARTEMESIA-SOUTHGATE	Property Damage Only	Other	Motor Vehicle
C	14-Jan-20	15:00	No	SOUTHGATE SRD 49	SOUTHGATE TWP	SOUTHGATE ROAD 10	Property Damage Only	Lost control	Motor Vehicle
C	17-Jan-20	14:35	No	MAIN	SOUTHGATE TWP		Property Damage Only	Unknown	Motor Vehicle
C	20-Jan-20	16:30	No	GREY ROAD 109	SOUTHGATE TWP	SOUTHGATE ROAD 14	Property Damage Only	Improper passing	Motor Vehicle
C	23-Jan-20	15:05	No	GREY ROAD 9	SOUTHGATE TWP	GREY ROAD 14	Property Damage Only	Failed to yield right of way	Motor Vehicle
C	26-Jan-20	15:55	No	GREY ROAD 109	SOUTHGATE TWP	SOUTHGATE ROAD 14	Property Damage Only	Speed -- too fast for conditions	Motor Vehicle
C	08-Feb-20	15:48	No	DOYLE	SOUTHGATE TWP	GREY ST E	Property Damage Only	Speed -- too fast for conditions	Motor Vehicle
C	21-Feb-20	20:30	No	10 HIGHWAY 10	SOUTHGATE TWP	road 190	Property Damage Only	Lost control	Motor Vehicle
C	22-Feb-20	16:00	No	GREY	SOUTHGATE TWP	ARTEMESIA ST N	Property Damage Only	Failed to yield right of way	Motor Vehicle
C	21-Feb-20	21:15	No	10 HIGHWAY 10	SOUTHGATE TWP	SOUTHGATE ROAD 26	Property Damage Only	Speed -- too fast for conditions	Motor Vehicle
C	01-Mar-20	19:22	No	10 HIGHWAY 10	SOUTHGATE TWP	MAIN ST E	Property Damage Only	Failed to yield right of way	Motor Vehicle
C	28-Feb-20	7:37	No	GREY ROAD 109	SOUTHGATE TWP	SOUTHGATE ROAD 14	Property Damage Only	Other	Motor Vehicle
C	28-Feb-20	0:02	No	10 HIGHWAY 10	SOUTHGATE TWP		Property Damage Only	Other	Motor Vehicle
C	11-Mar-20	14:16	No	SOUTHGATE SRD 49	SOUTHGATE TWP	WATRA RD	Fatal Injury	Unknown	Motor Vehicle
C	21-Mar-20	18:45	No	SOUTHGATE ROAD 12	SOUTHGATE TWP	SOUTHGATE SRD 19	Non-Fatal Injury	Speed -- excessive	Motor Vehicle
C	23-Mar-20	8:13	No	SOUTHGATE SRD 75	SOUTHGATE TWP	SOUTHGATE ROAD 26	Property Damage Only	Failed to yield right of way	Motor Vehicle