



Township of Southgate



POLICE SERVICE BOARD
JULY 21ST, 2020



Detachment Commander's Update



Detachment Commander's Message

Hello:

I am pleased to present the Southgate Police Service Board report. Once again Southgate is a community oriented safe place to live and work.

The Ontario Provincial Police is committed to safe communities and our efforts are reflected in this report.

I look forward to further discussions on this report at the next meeting.

Thanks and take care,

Jennifer Ormsby
A/Inspector, Detachment Commander
Grey Bruce
Ontario Provincial Police

Statistical Analysis

Statistical information related to Criminal Code and Provincial Offences charges is contained within the Integrated Court Office Network (ICON). Due to a variety of data processing delay issues, accurate and reliable information is only available by analyzing data from 2 months or more prior to the report run date.

TRAINING:

Training is ongoing.

MEDIA RELATIONS REPORT:

Month	No. of Releases	Educational Releases
April	17	<ul style="list-style-type: none">• Stolen Truck from Southgate• Break and Enter at Rural Property
May	29	<ul style="list-style-type: none">• Criminal Investigation Underway in Southgate• Grey Bruce OPP Issued 86 Provincial Offences on Victoria Day Long Weekend• Grey Bruce OPP Welcome 4 New Officers

COMMUNITY SERVICE REPORT:

- Due to the worldwide pandemic resulting from the Coronavirus, all schools in Grey and Bruce counties are closed until further notice.

DETACHMENT INITIATIVES:

Ongoing traffic initiatives targeting problem areas such as speeding, seat belt use, and distracting driving.

AUXILIARY UNIT:

<u>Unit Hours</u>	<u>April</u>	<u>May</u>
Administration	8.00	7.00
Community Policing	0.00	0.00
Court	0.00	0.00
Major Event	0.00	0.00
Patrol	0.00	0.00
Training	0.00	1.00
TOTALS	8.00	8.00

ACTION PLAN (Grey Bruce Detachment):

R.I.D.E. Hours

2020 – YTD:	8.50
April:	0.00
May:	0.00

Foot Patrol Hours

2020 – YTD:	50.75
April:	8.25
May:	7.75

Arrests – Impaired by Drugs

2020 – YTD:	1.00
April:	0.00
May:	0.00

COVID-19 Related Occurrences

2020 – YTD:	48
April:	18
May:	7

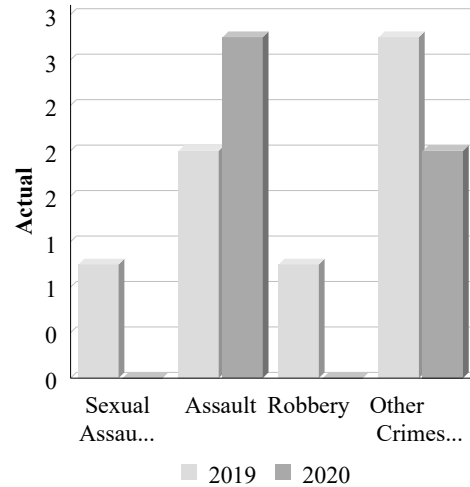
Sex Offender Address Checks

2020 – May:	41
--------------------	-----------

Police Services Board Report for Township of Southgate
Records Management System
April to May - 2020

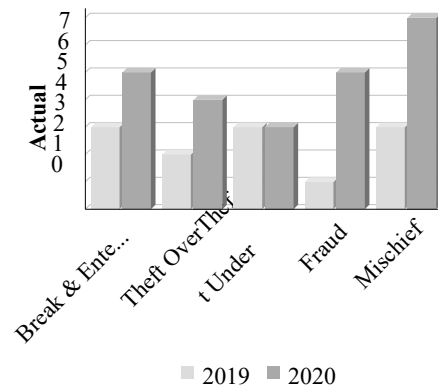
Violent Crime

Actual	April to May			Year to Date - May		
	2019	2020	% Change	2019	2020	% Change
Murder	0	0	--	0	0	--
Other Offences Causing Death	0	0	--	0	0	--
Attempted Murder	0	0	--	0	0	--
Sexual Assault	1	0	-100.0%	3	2	-33.3%
Assault	2	3	50.0%	9	8	-11.1%
Abduction	0	0	--	0	0	--
Robbery	1	0	-100.0%	1	0	-100.0%
Other Crimes Against a Person	3	2	-33.3%	10	3	-70.0%
Total	7	5	-28.6%	23	13	-43.5%



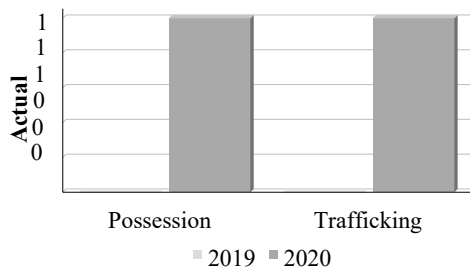
Property Crime

Actual	April to May			Year to Date - May		
	2019	2020	% Change	2019	2020	% Change
Arson	0	0	--	0	0	--
Break & Enter	3	5	66.7%	7	10	42.9%
Theft Over	2	4	100.0%	5	11	120.0%
Theft Under	3	3	0.0%	8	10	25.0%
Have Stolen Goods	0	0	--	2	0	-100.0%
Fraud	1	5	400.0%	5	12	140.0%
Mischief	3	7	133.3%	4	13	225.0%
Total	12	24	100.0%	31	56	80.6%



Drug Crime

Actual	April to May			Year to Date - May		
	2019	2020	% Change	2019	2020	% Change
Possession	0	1	--	0	1	--
Trafficking	0	1	--	0	2	--
Importation and Production	0	0	--	0	0	--
Total	0	2	--	0	3	--



Detachment: 6L - GREY BRUCE

Location code(s): 6L10 - MARKDALE

Area code(s): 6083 - Dundalk, 6085 - Egremont, 6098 - Proton

Data source date:

Report Generated by: 2020/06/20

Girdler, Brad

Report Generated on:

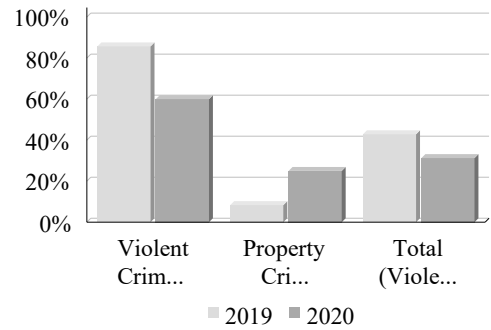
24-Jun-20 2:40:07 PM

PP-CSC-Operational Planning-4300

Police Services Board Report for Township of Southgate
Records Management System
April to May - 2020

Clearance Rate

Clearance Rate	April to May			Year to Date - May		
	2019	2020	Difference	2019	2020	Difference
Violent Crime	85.7%	60.0%	-25.7%	78.3%	61.5%	-16.7%
Property Crime	8.3%	25.0%	16.7%	16.1%	21.4%	5.3%
Drug Crime	--	0.0%	--	--	0.0%	--
Total (Violent, Property & Drug)	42.9%	31.2%	-11.6%	47.5%	28.8%	-18.7%



Data contained within this report is dynamic in nature and numbers will change over time as the Ontario Provincial Police continue to investigate and solve crime.

Data Utilized

- Major Crimes
- Niche RMS All Offence Level Business Intelligence Cube

Detachment: 6L - GREY BRUCE

Location code(s): 6L10 - MARKDALE

Area code(s): 6083 - Dundalk, 6085 - Egremont, 6098 - Proton **Data**

source date:

Report Generated by: 2020/06/20

Girdler, Brad

Report Generated on:

24-Jun-20 2:40:07 PM

PP-CSC-Operational Planning-4300



Calls For Service (CFS) Billing Summary Report

Township of Southgate April to May - 2020

Billing Categories <i>(Billing categories below do not match traditional crime groupings)</i>		2020				2019			
		April to May	Year to Date	Time Standard	Year To Date Weighted Hours	April to May	Year to Date	Time Standard	Year To Date Weighted Hours
Violent Criminal Code	Sexual Assault	0	2	15.9	31.8	1	3	15.9	47.7
	Assault With Weapon or Causing Bodily Harm-Level 2	0	0		0.0	1	2	15.9	31.8
	Assault-Level 1	2	7	15.9	111.3	1	11	15.9	174.9
	Assault Peace Officer	1	1	15.9	15.9	0	0		0.0
	Robbery - Other	0	0		0.0	1	1	15.9	15.9
	Extortion	0	0		0.0	0	1	15.9	15.9
	Criminal Harassment	1	1	15.9	15.9	1	1	15.9	15.9
	Indecent/Harassing Communications	0	2	15.9	31.8	1	2	15.9	31.8
	Utter Threats to Person	1	2	15.9	31.8	2	7	15.9	111.3
	Total	5	15	15.9	238.5	8	28	15.9	445.2
Property Crime Violations	Arson - Building	0	1	6.8	6.8	0	0		0.0
	Break & Enter	5	14	6.8	95.2	3	6	6.8	40.8
	Break & Enter - Firearms	0	0		0.0	0	1	6.8	6.8
	Theft Over -master code	0	1	6.8	6.8	0	0		0.0
	Theft Over - Other Theft	2	2	6.8	13.6	0	0		0.0
	Theft of Motor Vehicle	3	6	6.8	40.8	0	1	6.8	6.8
	Theft of - Automobile	0	1	6.8	6.8	0	0		0.0
	Theft of - Trucks	0	1	6.8	6.8	1	2	6.8	13.6
	Theft of - Snow Vehicles	0	1	6.8	6.8	0	1	6.8	6.8
	Theft of - Construction Vehicles	0	0		0.0	1	1	6.8	6.8
	Theft Under -master code	0	0		0.0	0	1	6.8	6.8
	Theft under - Farm Agricultural Livestock	0	1	6.8	6.8	0	0		0.0
	Theft Under - Construction Site	1	2	6.8	13.6	0	0		0.0
	Theft under - Other Theft	3	4	6.8	27.2	1	1	6.8	6.8
	Theft Under - Gasoline Drive-off	2	4	6.8	27.2	6	12	6.8	81.6
	Theft FROM Motor Vehicle Under \$5,000	1	5	6.8	34.0	0	1	6.8	6.8
	Possession of Stolen Goods over \$5,000	0	0		0.0	0	2	6.8	13.6
	Fraud -Master code	1	2	6.8	13.6	0	0		0.0
	Fraud - False Pretence <= \$5,000	0	2	6.8	13.6	1	1	6.8	6.8
	Fraud - Fraud through mails	0	1	6.8	6.8	0	0		0.0
	Fraud -Money/property/ security > \$5,000	1	1	6.8	6.8	1	2	6.8	13.6



Calls For Service (CFS) Billing Summary Report

Township of Southgate April to May - 2020

Billing Categories <i>(Billing categories below do not match traditional crime groupings)</i>		2020				2019			
		April to May	Year to Date	Time Standard	Year To Date Weighted Hours	April to May	Year to Date	Time Standard	Year To Date Weighted Hours
Property Crime Violations	Fraud -Money/property/ security <= \$5,000	0	3	6.8	20.4	0	2	6.8	13.6
	Fraud - Other	3	5	6.8	34.0	1	3	6.8	20.4
	Identity Fraud	1	1	6.8	6.8	0	0		0.0
	Mischief - master code	6	9	6.8	61.2	3	4	6.8	27.2
	Mischief [Graffiti - Non Gang Related]	0	1	6.8	6.8	0	0		0.0
	Interfere with lawful use, enjoyment of property	1	2	6.8	13.6	0	0		0.0
	Property Damage	1	1	6.8	6.8	0	0		0.0
	Total	31	71	6.8	482.8	18	41	6.8	278.8
Other Criminal Code Violations (Excluding traffic)	Offensive Weapons-Possession of Weapons	0	0		0.0	1	1	7.9	7.9
	Bail Violations - Fail To Comply	3	6	7.9	47.4	3	5	7.9	39.5
	Possession Of Counterfeit Money	0	0		0.0	1	1	7.9	7.9
	Disturb the Peace	1	3	7.9	23.7	0	1	7.9	7.9
	Indecent acts -Other	1	1	7.9	7.9	0	0		0.0
	Nudity -public/private property	0	0		0.0	1	1	7.9	7.9
	Child Pornography -Print/publish child pornography	0	1	7.9	7.9	0	0		0.0
	Breach of Probation	1	1	7.9	7.9	0	3	7.9	23.7
	Disturb religious meeting	0	1	7.9	7.9	0	0		0.0
	Libel - Defamatory	0	0		0.0	0	1	7.9	7.9
	Animals - Cruelty	1	1	7.9	7.9	0	0		0.0
	Total	7	14	7.9	110.6	6	13	7.9	102.7
Drug Possession	Possession Other Controlled Drugs and Substance Act	1	1	6.4	6.4	0	0		0.0
	Drug related occurrence	0	1	6.4	6.4	1	2	6.4	12.8
	Total	1	2	6.4	12.8	1	2	6.4	12.8
Drugs	Trafficking Cocaine	1	2	37.0	74.0	0	0		0.0
	Total	1	2	37.0	74.0	0	0		0.0
Statutes & Acts	Landlord/Tenant	2	5	3.3	16.5	2	9	3.3	29.7
	Mental Health Act	1	8	3.3	26.4	2	2	3.3	6.6
	Mental Health Act - No contact with Police	0	0		0.0	0	1	3.3	3.3
	Mental Health Act - Attempt Suicide	1	1	3.3	3.3	0	0		0.0
	Mental Health Act û Threat of Suicide	2	7	3.3	23.1	3	5	3.3	16.5
	Mental Health Act - Voluntary Transport	1	2	3.3	6.6	1	2	3.3	6.6



Calls For Service (CFS) Billing Summary Report

Township of Southgate April to May - 2020

Billing Categories <i>(Billing categories below do not match traditional crime groupings)</i>		2020				2019			
		April to May	Year to Date	Time Standard	Year To Date Weighted Hours	April to May	Year to Date	Time Standard	Year To Date Weighted Hours
Statutes & Acts	Custody Dispute	0	1	3.3	3.3	0	0		0.0
	Trespass To Property Act	7	11	3.3	36.3	2	15	3.3	49.5
	Family Law Act -Other	0	0		0.0	0	1	3.3	3.3
	Total	14	35	3.3	115.5	10	35	3.3	115.5
Operational	Animal Stray	2	6	3.6	21.6	1	3	3.6	10.8
	Animal Injured	0	0		0.0	1	1	3.6	3.6
	Animal - Other	0	1	3.6	3.6	2	7	3.6	25.2
	Animal - Dog Owners Liability Act	0	0		0.0	1	2	3.6	7.2
	Alarm -Others	0	0		0.0	0	1	3.6	3.6
	Domestic Disturbance	22	42	3.6	151.2	18	36	3.6	129.6
	Suspicious Person	13	28	3.6	100.8	8	16	3.6	57.6
	Phone -Master code	1	1	3.6	3.6	0	0		0.0
	Phone -Nuisance - No Charges Laid	2	2	3.6	7.2	0	0		0.0
	Phone -Other - No Charges Laid	2	3	3.6	10.8	4	4	3.6	14.4
	Text- related Incident (Texting)	0	1	3.6	3.6	0	0		0.0
	Fire - Building	0	1	3.6	3.6	1	2	3.6	7.2
	Fire - Vehicle	1	2	3.6	7.2	1	1	3.6	3.6
	Fire - Other	0	0		0.0	1	1	3.6	3.6
	Insecure Condition -Master code	0	2	3.6	7.2	0	0		0.0
	Insecure Condition - Building	0	0		0.0	0	2	3.6	7.2
	Insecure Condition - Others	0	0		0.0	0	1	3.6	3.6
	Missing Person 12 & older	2	2	3.6	7.2	0	0		0.0
	Missing Person Located 12 & older	0	1	3.6	3.6	2	3	3.6	10.8
	Noise Complaint -Master code	7	13	3.6	46.8	0	1	3.6	3.6
	Noise Complaint - Residence	0	3	3.6	10.8	3	11	3.6	39.6
	Accident - non-MVC -Master code	1	2	3.6	7.2	0	0		0.0
	Found Property -Master code	0	3	3.6	10.8	0	0		0.0
	Found - License Plate	0	0		0.0	0	1	3.6	3.6
	Found-Personal Accessories	0	0		0.0	1	2	3.6	7.2
	Found-Household Property	0	0		0.0	0	1	3.6	3.6
	Found-Bicycles	0	0		0.0	1	2	3.6	7.2
	Lost Property -Master code	1	1	3.6	3.6	1	1	3.6	3.6
	Lost License Plate	2	2	3.6	7.2	0	1	3.6	3.6



Calls For Service (CFS) Billing Summary Report

Township of Southgate April to May - 2020

Billing Categories <i>(Billing categories below do not match traditional crime groupings)</i>		2020				2019			
		April to May	Year to Date	Time Standard	Year To Date Weighted Hours	April to May	Year to Date	Time Standard	Year To Date Weighted Hours
Operational	Lost - Computer, parts & accessories	0	0		0.0	1	1	3.6	3.6
	Lost-Household Property	0	1	3.6	3.6	0	0		0.0
	Lost-Sporting Goods, Hobby Equip.	0	0		0.0	0	1	3.6	3.6
	Lost-Others	1	2	3.6	7.2	0	0		0.0
	Sudden Death - Suicide	0	1	3.6	3.6	0	0		0.0
	Sudden Death - Natural Causes	1	1	3.6	3.6	3	6	3.6	21.6
	Suspicious Vehicle	4	12	3.6	43.2	2	6	3.6	21.6
	Trouble with Youth	3	5	3.6	18.0	1	2	3.6	7.2
	Medical Assistance -Other	0	0		0.0	1	1	3.6	3.6
	Vehicle Recovered - Automobile	1	2	3.6	7.2	0	0		0.0
	Vehicle Recovered - Trucks	1	1	3.6	3.6	0	1	3.6	3.6
	Vehicle Recovered - Other	0	0		0.0	1	1	3.6	3.6
	Unwanted Persons	3	5	3.6	18.0	4	5	3.6	18.0
	Neighbour Dispute	11	26	3.6	93.6	5	9	3.6	32.4
	Noise By-Law	0	0		0.0	2	2	3.6	7.2
	Firearms (Discharge) By-Law	0	0		0.0	0	2	3.6	7.2
	Other Municipal By-Laws	1	1	3.6	3.6	2	5	3.6	18.0
	Traffic By-Law	1	1	3.6	3.6	2	3	3.6	10.8
	Assist Fire Department	0	1	3.6	3.6	1	1	3.6	3.6
	Assist Public	16	21	3.6	75.6	5	14	3.6	50.4
	Family Dispute	15	27	3.6	97.2	7	16	3.6	57.6
	Total	114	223	3.6	802.8	83	176	3.6	633.6
Operational2	False Alarm-Accidental Trip	0	0		0.0	3	3	1.3	3.9
	False Alarm-Malfunction	0	0		0.0	0	2	1.3	2.6
	False Holdup Alarm-Accidental Trip	1	1	1.3	1.3	0	0		0.0
	False Alarm -Others	5	15	1.3	19.5	2	2	1.3	2.6
	False Alarm -Cancelled	0	0		0.0	0	2	1.3	2.6
	Keep the Peace	7	15	1.3	19.5	7	8	1.3	10.4
	911 call / 911 hang up	3	12	1.3	15.6	14	28	1.3	36.4
	911 hang up - Pocket Dial	0	0		0.0	5	11	1.3	14.3
	911 call - Dropped Cell	4	7	1.3	9.1	3	6	1.3	7.8
	Total	20	50	1.3	65.0	34	62	1.3	80.6
Traffic	MVC - Personal Injury (MOTOR VEHICLE COLLISION)	0	3	3.4	10.2	0	4	3.4	13.6



Calls For Service (CFS) Billing Summary Report

Township of Southgate April to May - 2020

Billing Categories <i>(Billing categories below do not match traditional crime groupings)</i>		2020				2019			
		April to May	Year to Date	Time Standard	Year To Date Weighted Hours	April to May	Year to Date	Time Standard	Year To Date Weighted Hours
Traffic	MVC - Prop. Dam. Non Reportable	1	10	3.4	34.0	6	15	3.4	51.0
	MVC - Prop. Dam. Reportable (MOTOR VEHICLE COLLISION)	5	23	3.4	78.2	7	17	3.4	57.8
	MVC - Prop. Dam. Failed to Remain (MOTOR VEHICLE COLLISION)	1	1	3.4	3.4	1	2	3.4	6.8
	Total	7	37	3.4	125.8	14	38	3.4	129.2
Total		200	449		2,027.8	174	395		1,798.4

Note to Detachment Commanders:

- The content of each report is to be shared by the Detachment Commander only with the municipality for which it was generated. The municipality may treat this as a public document and distribute it as they wish.
- All data is sourced from the Niche RMS application. Included are 'reported' occurrences (actuals and unfounded occurrences) for 'billable' occurrences ONLY. Data is refreshed on a weekly basis.
- The Traffic category includes motor vehicle collision (MVC) occurrences entered into Niche (UCR code 8521). MVCs are NOT sourced from the eCRS application for this report.
- Only the primary violation is counted within an occurrence.
- Time standards displayed are for the 2017 billing period.

Note to Municipalities:

- Data contained within this report is dynamic in nature and numbers will change over time as the Ontario Provincial Police continues to investigate and solve crime.
- This report is NOT to be used for crime trend analysis as not all occurrences are included.
- Data groupings within this report do not match traditional crime groupings seen in other public reports such as the OPP Police Services Board reports or Statistics Canada reporting.

Updated : Monday, May 18, 2020 - Current Period : 1999/12/31

6L - GREY BRUCE2020 All Offence Hours of Day All Offence Days of Week **April** All Coverage Types **Traffic Charges (Big 4) - PSB Report** All Offence Act Part Types All Courts All Badges All License Plate Location All Offender Gender All Offender Age Group All Date Added All Prior Offence Date MEASURES

Offence Count as values		Speeding	Seatbelt	<i>Impaired</i>	<i>Distracted</i>	Traffic Charges (Big 4) - PSB Report
2020 Q 1	April	0	0	0	0	0
2020 Q 2	April	5	0	2	0	7
2020		5	0	2	0	7

Updated : Monday, May 18, 2020 - Current Period : 1999/12/31

6L00 - GREY BRUCE2020 All Offence Hours of Day All Offence Days of Week **April** All Coverage Types
CC_Provincial Statutes All Offence Act Part Types All Courts All Badges All License Plate Location All Offender
Gender All Offender Age Group All Date Added All Prior Offence Date MEASURES

Offence Count as values		HTA	CC-Traffic (Revised)	CC-Non-Traffic (Revised)	CC_Provincial Statutes
2020 Q 2	April	18	3	33	54
2020		18	3	33	54

Zero suppression rows and columns. Suppression options applied: zero values, division by zero, missing values, overflow values.

Updated : Tuesday, June 9, 2020 - Current Period : 1999/12/31

6L - GREY BRUCE2020 All Offence Hours of Day All Offence Days of Week **May** All Coverage Types **Traffic Charges (Big 4) - PSB Report** All Offence Act Part Types All Courts All Badges All License Plate Location All Offender Gender All Offender Age Group All Date Added All Prior Offence Date MEASURES

Offence Count as values		Speeding	Seatbelt	<i>Impaired</i>	<i>Distracted</i>	Traffic Charges (Big 4) - PSB Report
2020 Q 1	May	0	0	0	0	0
2020 Q 2	May	218	1	1	1	221
2020		218	1	1	1	221

Updated : Tuesday, June 9, 2020 - Current Period : 1999/12/31

6L - GREY BRUCE2020 All Offence Hours of Day All Offence Days of Week **May** All Coverage Types
CC_Provincial Statutes All Offence Act Part Types All Courts All Badges All License Plate Location All Offender
 Gender All Offender Age Group All Date Added All Prior Offence Date MEASURES

Offence Count as values		HTA	CC-Traffic (Revised)	CC-Non-Traffic (Revised)	LLA	Other	CC_Provincial Statutes
2020 Q 2	May	264	1	51	1	21	338
2020		264	1	51	1	21	338

Zero suppression rows and columns. Suppression options applied: zero values, division by zero, missing values, overflow values.

Traffic File Control Register

Report Criteria --> Detachment Code starting with {6L00} Report Type equals {*} Incident Type equals {*}

Status	Incident Date	Incident Time	Self-Reported	Location	Jurisdiction	RdHwy Intersection	Incident Type	Primary Cause	Report Type
	C 05-Apr-20	15:46	No	GREY ROAD 23	SOUTHGATE TWP	SOUTHGATE ROAD 26	Non-Fatal Injury	Ability Impaired Drugs	Motor Vehicle
	C 03-May-20	18:07	No	GREY ROAD 9	SOUTHGATE TWP	SOUTHGATE SRD 41	Property Damage Only	Mechanical failure	Motor Vehicle
	C 28-Apr-20	5:30	No	WILDER LAKE	SOUTHGATE TWP	SOUTHGATE SRD 39	Property Damage Only	Debris on roadway	Motor Vehicle
	C 20-May-20	5:50	No	GREY ROAD 9	SOUTHGATE TWP	GOODFELLOW	Property Damage Only	Animal - Wild or Domestic	Motor Vehicle
	I 23-May-20	8:45	No	GREY ROAD 9	SOUTHGATE TWP	SOUTHGATE SRD 71	Property Damage Only	Improper passing	Motor Vehicle
	C 24-May-20	15:30	No	GLENELG	SOUTHGATE TWP	KEPPEL ST	Property Damage Only	Improper passing	Motor Vehicle
	C 29-May-20	2:38	No	Driveway located at 712647 Southgate Sideroad 71	SOUTHGATE TWP		Property Damage Only	Improper turn	Motor Vehicle